



Weekly Beef Consumer Prices

(Khomas, Kavango East,
Oshana, Zambezi)

DATE: 15 May 2026



**LIVESTOCK AND
LIVESTOCK PRODUCTS
BOARD**



Livestock and Livestock Products Board of Namibia
Tel: +264 61 275 846 • Fax: +264 61 228 310
Email: statistician@nammic.com.na • Web: www.nammic.com.na

Livestock and Livestock Products Board of Namibia

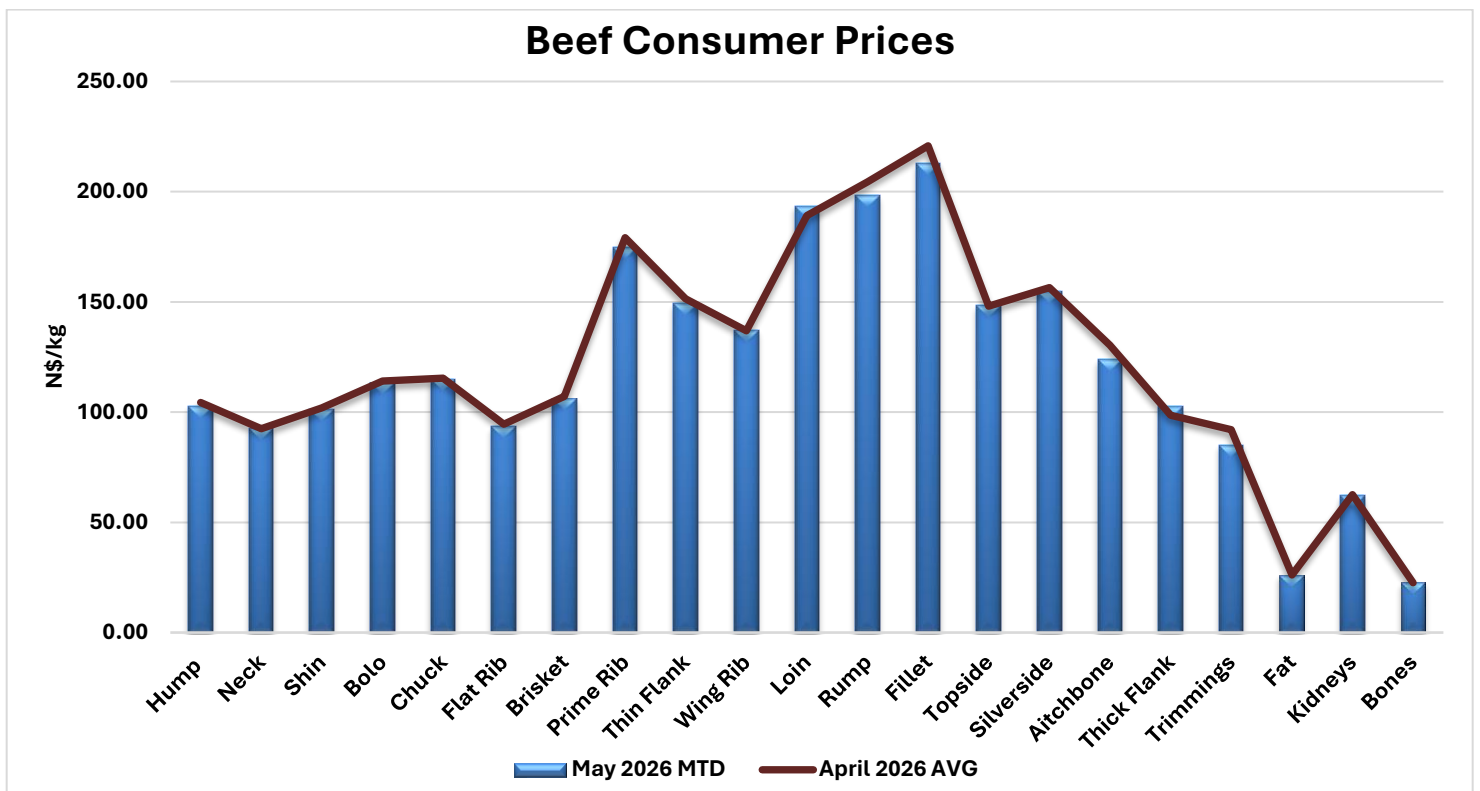
Tel: +264 61 275 869 • Fax: +264 61 228 310 • E-mail: dorte@nammic.com.na • Website: www.nammic.com.na



WEEKLY BEEF CONSUMER PRICES (KHOMAS)

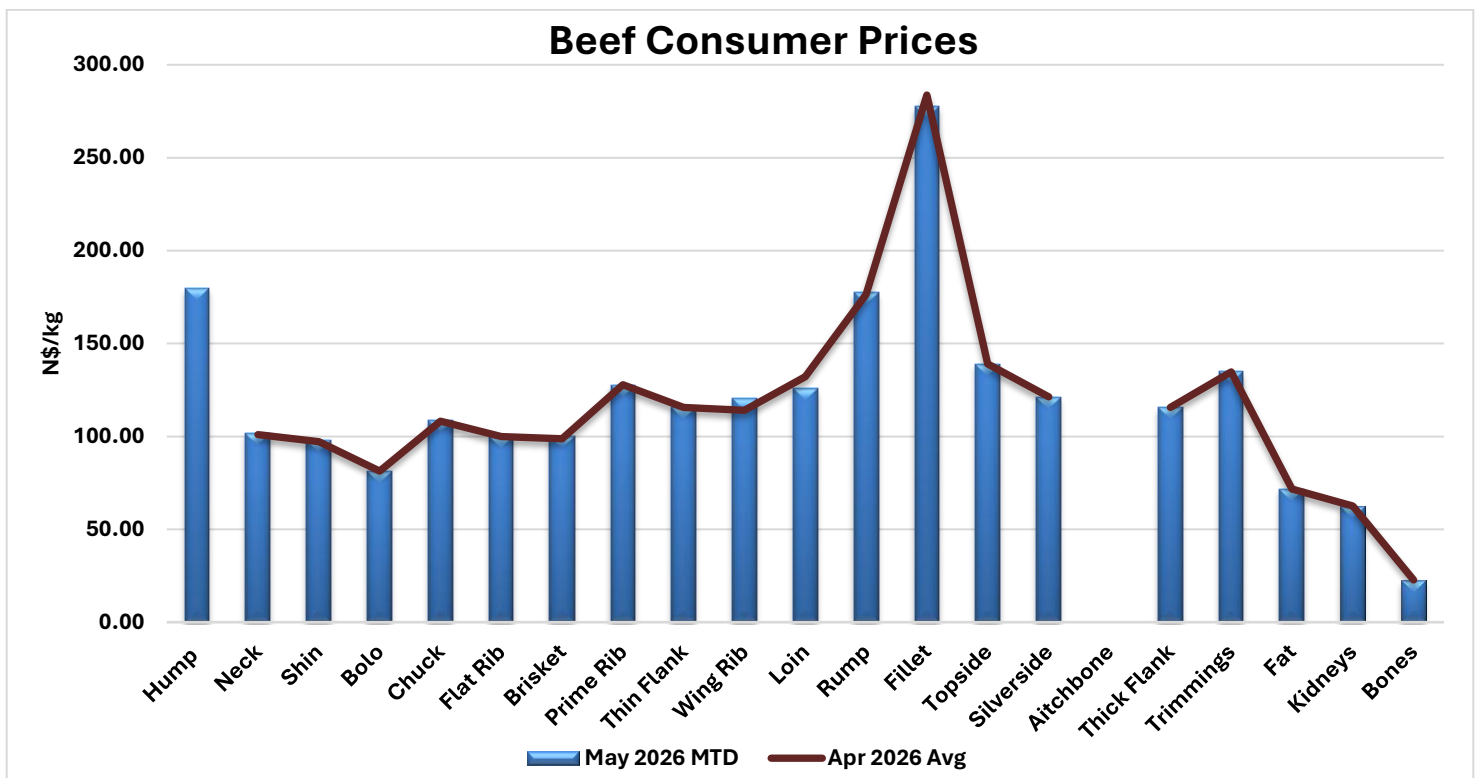
Description	25/04/2026	01/05/2026	08/05/2026	15/05/2026	% Δ w/w	May 2026 MTD	April 2026 AVG
Hump	104.34	104.34	104.34	97.82	-4.17	102.89	104.34
Neck	93.13	92.17	93.13	91.20	-1.04	92.49	92.41
Shin	102.89	100.96	100.96	101.92	0.96	101.28	101.92
Bolo	115.21	113.76	113.76	112.31	-1.27	113.28	114.12
Chuck	115.93	113.76	115.21	115.21	0.00	114.73	115.39
Flat Rib	94.56	94.56	94.56	90.21	-2.87	93.65	94.56
Brisket	109.17	105.79	106.75	105.31	-0.91	106.11	107.12
Prime Rib	180.86	177.38	177.38	170.43	-3.92	175.06	179.12
Thin Flank	150.72	152.17	152.17	143.47	-5.71	149.27	151.44
Wing Rib	136.95	136.95	136.95	138.03	0.79	137.31	136.95
Loin	177.38	193.03	193.03	177.38	0.90	193.61	189.12
Rump	207.60	201.08	184.77	202.17	12.94	198.18	204.34
Fillet	260.69	194.77	226.08	217.38	-3.85	212.74	220.82
Topside	147.38	148.83	148.83	141.59	-0.97	148.35	148.11
Silverside	156.51	156.51	154.77	153.03	-1.12	154.77	156.51
Aitchbone	124.34	132.60	126.08	104.69	-10.07	124.02	130.35
Thick Flank	102.23	96.76	99.49	111.30	11.86	102.52	98.63
Trimmings	88.59	90.52	84.73	74.58	-5.13	85.21	91.98
Fat	26.08	26.08	26.08	26.08	0.00	26.08	26.08
Kidneys	62.60	62.60	62.60	60.86	-2.78	62.02	62.60
Bones	22.60	22.60	22.70	22.70	0.00	22.66	22.60

Beef Consumer Prices



WEEKLY BEEF CONSUMER PRICES (KAVANGO EAST)

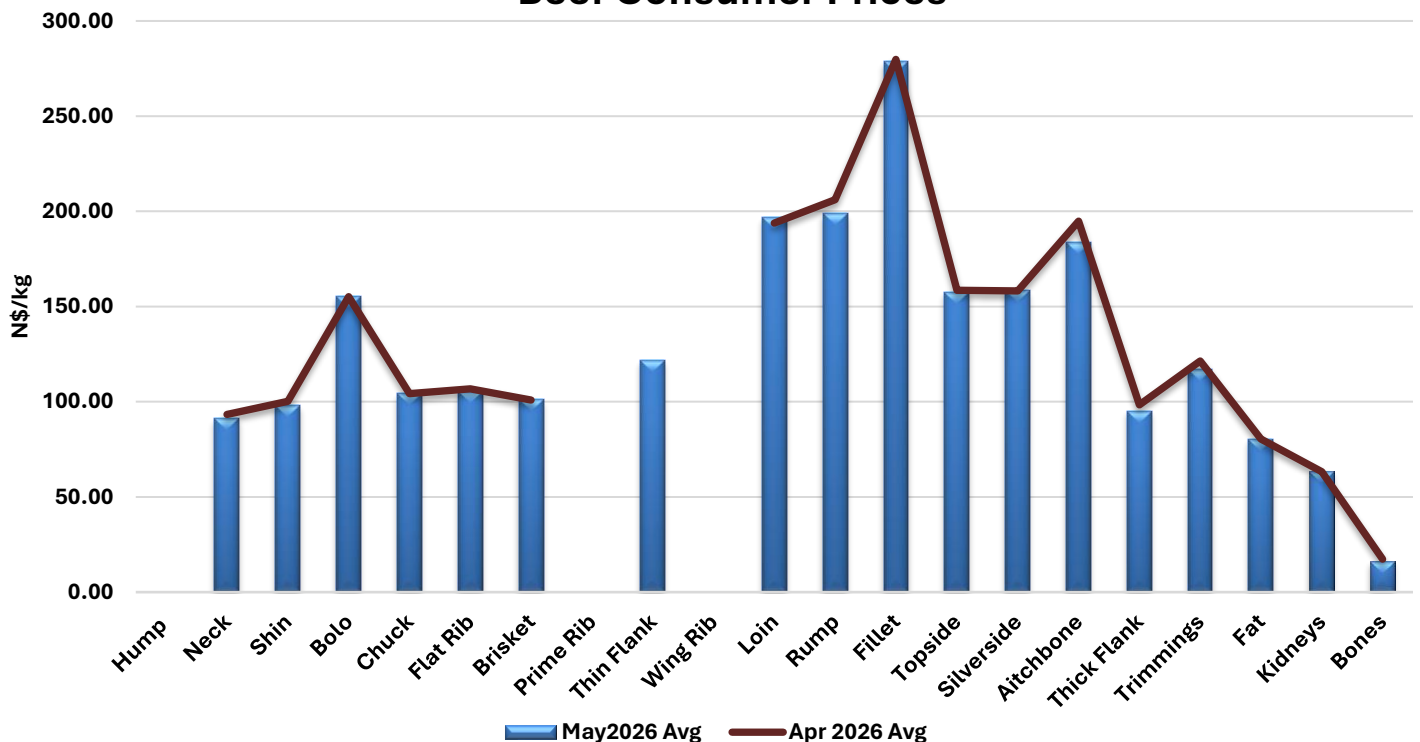
Description	25/04/2026	01/05/2026	08/05/2026	15/05/2026	% Δ w/w	Apr 2026 MTD	Mar 2026 AVG
Hump		104.34	217.38	217.38	0.00	179.70	
Neck	101.03	101.03	101.03	103.82	0.03	101.96	101.03
Shin	96.27	100.00	97.08	97.08	0.00	98.05	97.20
Bolo	81.25	81.25	81.25	81.25	0.00	81.25	81.25
Chuck	108.13	108.13	108.13	109.58	0.01	108.61	108.13
Flat Rib	99.99	99.99	99.99	99.99	0.00	99.99	99.99
Brisket	98.66	98.66	98.66	102.39	0.04	99.91	98.66
Prime Rib	127.82	127.82	127.82	127.82	0.00	127.82	127.82
Thin Flank	115.58	115.58	115.58	115.58	0.00	115.58	115.58
Wing Rib	114.00	114.00	121.05	126.79	0.05	120.61	114.00
Loin	127.43	127.43	125.04	125.04	0.00	125.83	132.21
Rump	176.44	176.44	177.89	177.89	0.00	177.41	176.44
Fillet	273.42	273.42	279.68	279.68	0.00	277.59	283.72
Topside	139.00	139.00	139.00	139.00	0.00	139.00	139.00
Silverside	121.26	121.26	121.26	121.26	0.00	121.26	121.26
Aitchbone					n/a		
Thick Flank	115.58	115.58	115.58	115.58	0.00	115.58	115.58
Trimmings	134.77	134.77	134.77	134.77	0.00	134.77	134.77
Fat	71.62	71.62	71.62	71.62	0.00	71.62	71.62
Kidneys	62.51	62.51	62.51	62.51	0.00	62.51	62.51
Bones	22.95	22.57	22.57	22.57	0.00	22.57	22.76



WEEKLY BEEF CONSUMER PRICES (OSHANA)

Description	25/04/2026	01/05/2026	08/05/2026	15/05/2026	% Δ w/w	Apr 2026 MTD	Mar 2026 AVG
Hump					n/a		
Neck	93.25	93.25	93.25	86.73	-6.99	91.08	93.25
Shin	94.43	101.38	97.90	94.43	-3.55	97.90	100.25
Bolo	155.21	155.21	155.21	155.21	0.00	155.21	155.21
Chuck	104.34	104.34	104.34	104.34	0.00	104.34	104.34
Flat Rib	106.77	106.77	103.30	106.95	3.54	105.67	106.77
Brisket	100.86	100.86	100.86	101.73	0.86	101.15	100.86
Prime Rib					n/a		
Thin Flank	121.73	121.73	121.73	121.73	0.00	121.73	138.47
Wing Rib					n/a		
Loin	199.12	197.38	186.95	206.08	10.23	196.80	193.90
Rump	206.08	206.08	199.12	191.30	-3.93	198.83	206.08
Fillet	279.82	279.82	278.06	278.06	0.00	278.65	279.82
Topside	157.38	157.38	158.25	157.38	-0.55	157.67	158.58
Silverside	158.25	158.25	158.25	158.25	0.00	158.25	158.25
Aitchbone	194.77	194.77	194.77	161.73	-16.97	183.76	194.77
Thick Flank	95.82	95.82	95.82	93.73	-2.18	95.12	98.34
Trimblings	118.25	120.86	120.86	109.56	-9.35	117.09	121.40
Fat	80.43	80.43	80.43	80.43	0.00	80.43	80.43
Kidneys	64.34	64.34	62.25	63.99	2.79	63.53	63.30
Bones	18.90	16.08	17.17	14.99	-12.65	16.08	17.33

Beef Consumer Prices



WEEKLY BEEF CONSUMER PRICES (ZAMBEZI)

Description	25/04/2026	01/05/2026	08/05/2026	15/05/2026	% Δ w/w	May 2026 MTD	Apr 2026 Avg
Hump	62.93	86.96	73.91	69.46	-6.03	76.78	74.95
Neck	82.74	82.74	79.12	79.12	0.00	80.33	83.47
Shin	87.35	91.01	88.11	84.86	-3.69	87.99	89.79
Bolo	99.31	106.08	104.99	98.45	-6.24	103.17	99.22
Chuck	83.65	84.92	84.20	83.03	-1.39	84.05	84.32
Flat Rib	89.89	94.34	76.08	75.28	-1.05	81.90	100.00
Brisket	77.61	84.63	83.91	76.99	-8.25	81.84	82.83
Prime Rib	81.04	86.52	76.23	71.95	-5.61	78.23	82.03
Thin Flank	90.03	98.82	98.82	91.12	-7.80	96.25	87.94
Wing Rib	123.18	126.08	106.52	106.52	0.00	113.04	120.83
Loin	126.94	117.90	156.07	140.16	-10.20	138.04	131.99
Rump	143.91	150.95	148.34	135.94	-8.36	145.08	149.20
Fillet	178.55	178.55	191.01	191.01	0.00	186.86	177.97
Topside	97.32	101.43	116.29	110.03	-5.38	109.25	99.38
Silverside	145.79	124.86	113.91	141.21	23.97	126.66	129.27
Aitchbone	139.70	156.51	175.64	146.85	-16.40	159.67	147.02
Thick Flank	104.77	117.82	117.82	104.77	-11.07	113.47	111.30
Trimblings	85.21	85.21	83.47	93.91	12.50	87.53	87.28
Fat	8.70	8.70	8.70	8.70	0.00	8.70	8.70
Kidneys	52.72	60.86	62.60	54.17	-13.47	59.21	56.79
Bones	15.24	15.94	15.50	14.87	-4.07	15.44	15.19

