




Weekly Beef Consumer Prices

(Khomas, Kavango East,
Oshana, Zambezi)

DATE: 03 April 2026



Livestock and Livestock Products Board of Namibia
Tel: +264 61 275 846 • Fax: +264 61 228 310
Email: statistician@nammic.com.na • Web: www.nammic.com.na

Livestock and Livestock Products Board of Namibia

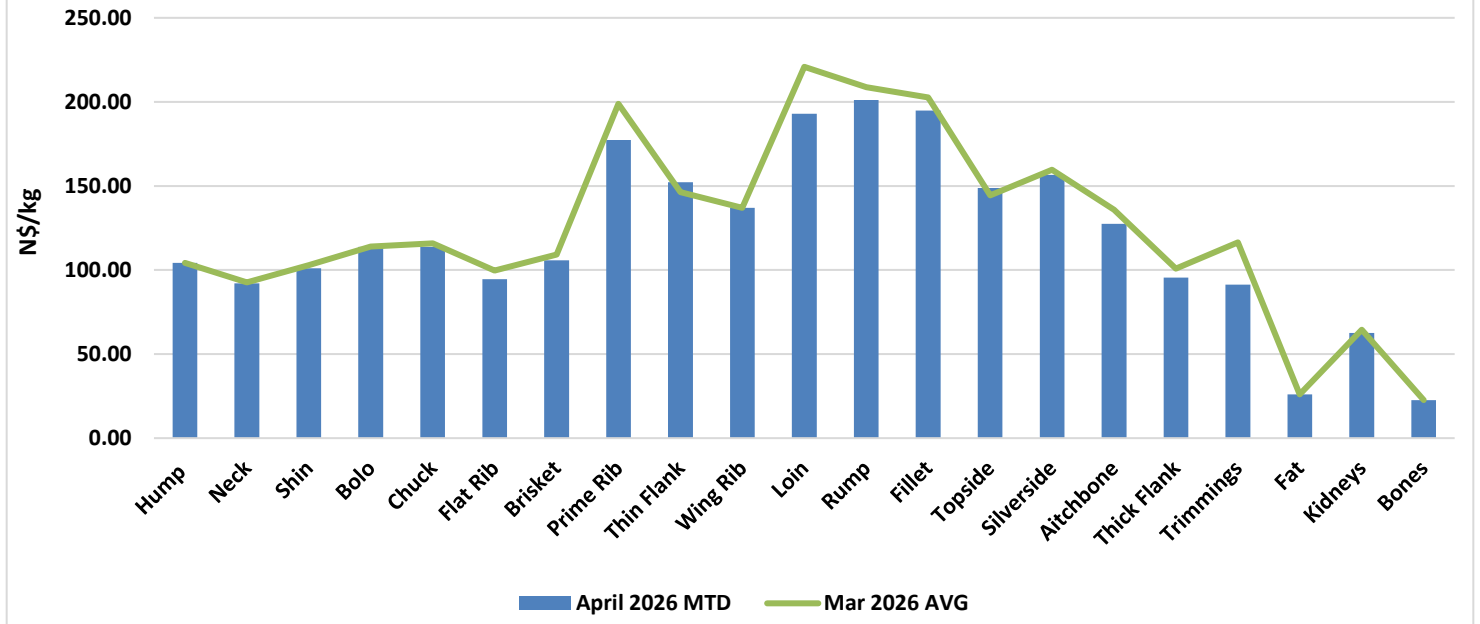
Tel: +264 61 275 869 • Fax: +264 61 228 310 • E-mail: dorte@nammic.com.na • Website: www.nammic.com.na



WEEKLY BEEF CONSUMER PRICES (KHOMAS)

Description	13/03/2026	20/03/2026	27/03/2026	03/04/2026	% Δ w/w	Apr 2026 MTD	Mar 2026 AVG
Hump	104.34	104.34	104.34	104.34	0.00	104.34	104.34
Neck	92.65	92.65	92.65	92.17	-0.52	92.17	92.65
Shin	102.88	102.89	102.89	100.96	-1.88	100.96	102.89
Bolo	114.48	113.76	113.76	113.76	0.00	113.76	113.94
Chuck	115.93	115.93	115.93	113.76	-1.88	113.76	115.93
Flat Rib	97.38	97.38	95.97	94.56	-1.47	94.56	99.71
Brisket	109.17	109.17	109.17	105.79	-3.10	105.79	109.17
Prime Rib	199.99	199.99	195.64	177.38	-9.33	177.38	198.90
Thin Flank	145.64	147.82	146.08	152.17	4.17	152.17	146.30
Wing Rib	136.95	136.95	136.95	136.95	0.00	136.95	136.95
Loin	226.08	226.08	205.21	193.03	-5.93	193.03	220.86
Rump	213.03	203.25	205.43	201.08	-2.12	201.08	208.69
Fillet	193.03	231.30	193.03	194.77	0.90	194.77	202.60
Topside	143.82	143.82	145.93	148.83	1.99	148.83	144.35
Silverside	160.86	160.86	154.77	156.51	1.12	156.51	159.70
Aitchbone	139.12	139.12	139.12	127.53	-8.33	127.53	135.86
Thick Flank	104.05	93.18	99.27	95.50	-3.80	95.50	100.75
Trimmings	117.38	110.14	119.56	91.30	-23.64	91.30	116.48
Fat	26.08	26.08	26.08	26.08	0.00	26.08	26.08
Kidneys	65.21	65.21	62.60	62.60	0.00	62.60	64.56
Bones	22.60	22.60	22.60	22.60	0.00	22.60	22.67

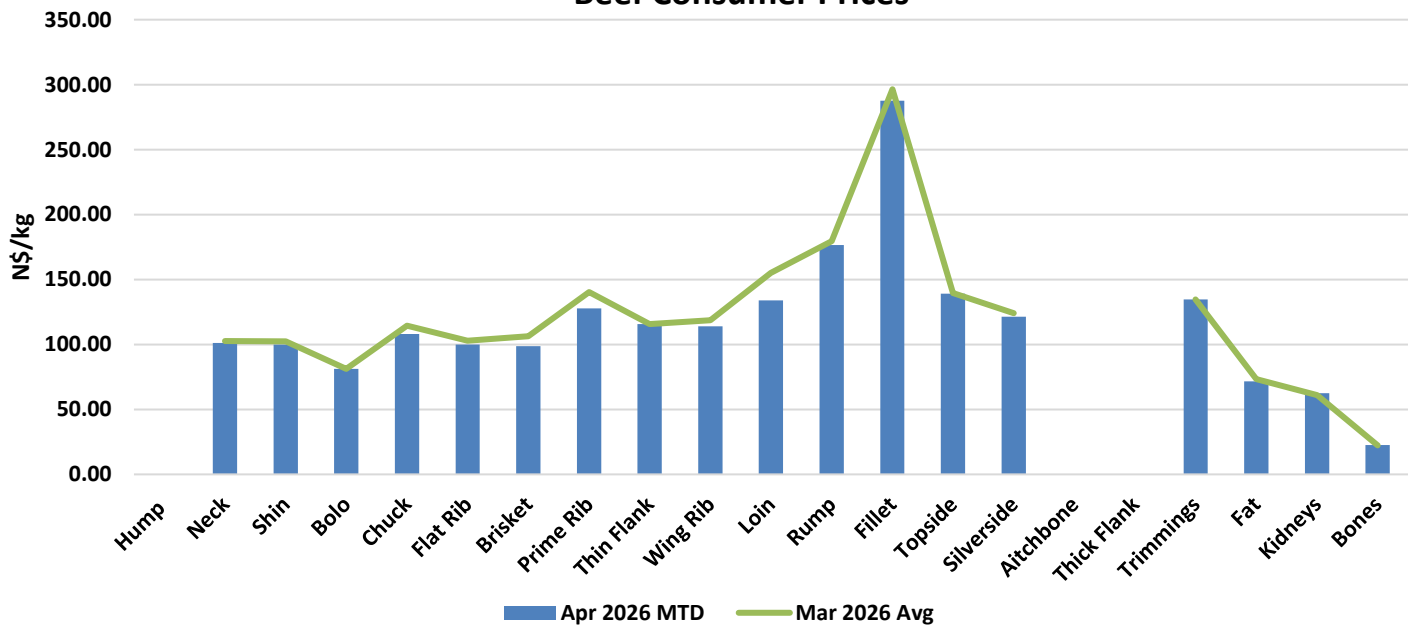
Beef Consumer Prices



WEEKLY BEEF CONSUMER PRICES (KAVANGO EAST)

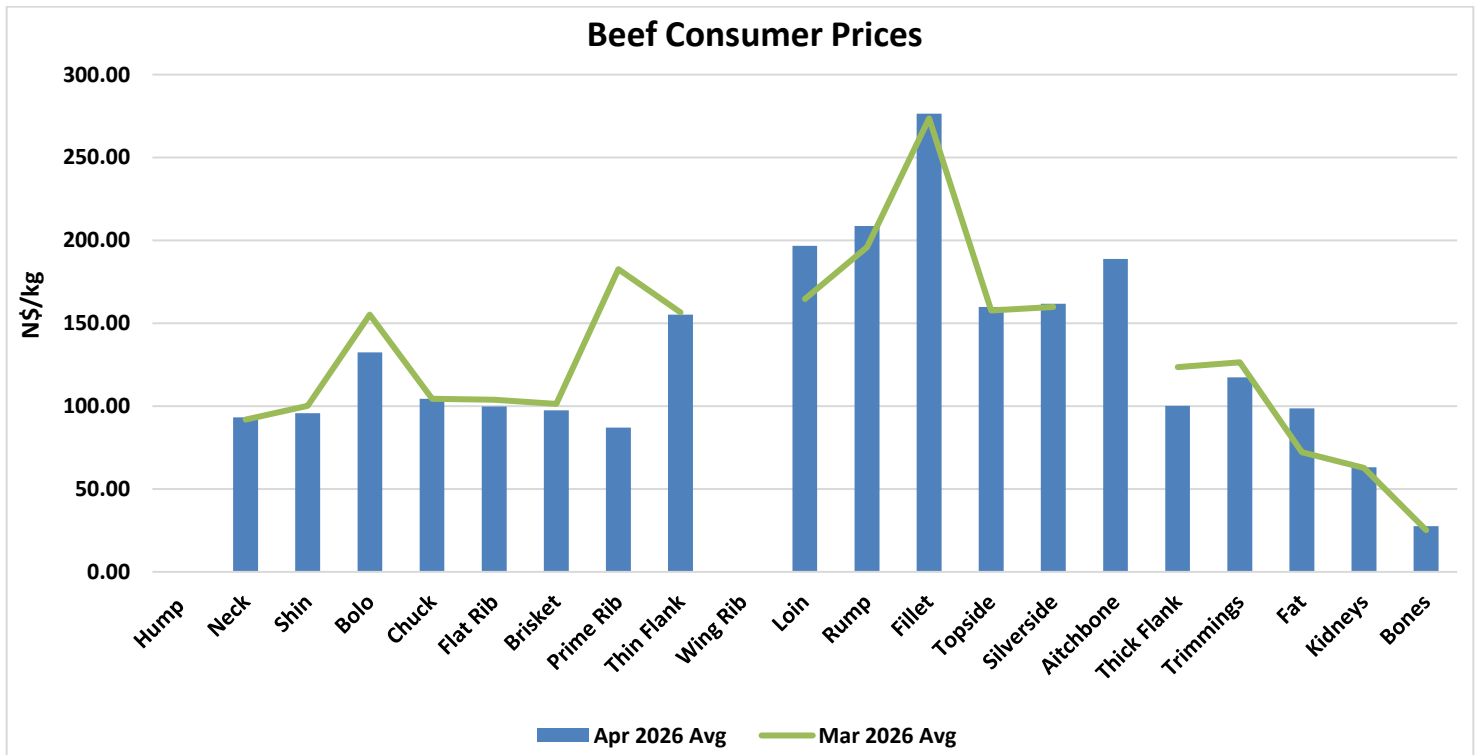
Description	13/03/2026	20/03/2026	27/03/2026	03/04/2026	% Δ w/w	Apr 2026 MTD	Mar 2026 Avg
Hump					n/a		
Neck	104.17	101.03	101.03	101.03	0.00	101.03	102.60
Shin	104.93	100.00	100.00	100.00	0.00	100.00	102.46
Bolo	81.25	81.25	81.25	81.25	0.00	81.25	81.25
Chuck	120.89	108.13	108.13	108.13	0.00	108.13	114.51
Flat Rib	105.64	99.99	99.99	99.99	0.00	99.99	102.82
Brisket	111.96	100.53	100.53	98.66	-1.85	98.66	106.24
Prime Rib	153.03	127.82	127.82	127.82	0.00	127.82	140.43
Thin Flank	115.58	115.58	115.58	115.58	0.00	115.58	115.58
Wing Rib	119.86	121.09	114.00	114.00	0.00	114.00	118.70
Loin	168.04	144.12	140.57	133.95	-4.71	133.95	155.19
Rump	182.53	176.44	176.44	176.44	0.00	176.44	179.49
Fillet	305.33	287.50	287.50	287.50	0.00	287.50	296.42
Topside	139.76	140.12	139.00	139.00	0.00	139.00	139.66
Silverside	121.26	121.26	132.69	121.26	-8.62	121.26	124.12
Aitchbone					n/a		
Thick Flank				115.58	n/a		
Trimmings	134.63	134.63	134.77	134.77	0.00	134.77	134.67
Fat	74.88	71.62	71.62	71.62	0.00	71.62	73.25
Kidneys	61.03	59.56	62.51	62.51	0.00	62.51	61.03
Bones	22.01	22.57	22.57	22.57	0.00	22.57	22.29

Beef Consumer Prices



WEEKLY BEEF CONSUMER PRICES (OSHANA)

Description	13/03/2026	20/03/2026	27/03/2026	03/04/2026	% Δ w/w	Apr 2026 Avg	Mar 2026 Avg
Hump					n/a		
Neck	93.25	88.03	93.25	93.25	0.00	93.25	91.95
Shin	101.38	97.38	101.38	95.64	-5.66	95.64	100.25
Bolo			155.21	132.46	-14.66	132.46	155.21
Chuck	106.08	100.86	104.34	104.34	0.00	104.34	104.34
Flat Rib	105.43	98.90	105.90	99.82	-5.75	99.82	103.92
Brisket	102.60	99.12	100.86	97.38	-3.45	97.38	101.30
Prime Rib	182.60			86.95	n/a	86.95	182.60
Thin Flank			156.51	155.21	-0.83	155.21	156.51
Wing Rib					n/a		
Loin	161.73	160.86	174.60	196.73	12.67	196.73	164.73
Rump	196.51	187.82	202.60	208.69	3.00	208.69	195.86
Fillet	278.08	258.25	279.82	276.34	-1.24	276.34	273.56
Topside	160.86	149.27	159.77	159.77	0.00	159.77	157.69
Silverside	160.86	157.60	158.25	161.73	2.20	161.73	159.76
Aitchbone				188.69	n/a	188.69	
Thick Flank	126.37	126.37	114.95	100.21	-12.82	100.21	123.51
Trimmings	128.98	128.98	118.83	117.38	-1.22	117.38	126.44
Fat	69.56	69.56	80.43	98.54	22.52	98.54	72.27
Kidneys	63.69	63.99	62.25	63.12	1.40	63.12	62.75
Bones	28.25	31.12	24.69	27.60	11.79	27.60	25.20



WEEKLY BEEF CONSUMER PRICES (ZAMBEZI)

Description	13/03/2026	20/03/2026	27/03/2026	03/04/2026	% Δ w/w	Apr 2026 MTD	Mar 2026 Avg
Hump	86.96	60.87	60.87	86.96	42.86	86.96	73.91
Neck	84.20	82.75	82.75	84.20	1.75	84.20	83.47
Shin	93.91	93.91	93.91	88.11	-6.17	88.11	92.28
Bolo	102.89	92.17	92.17	92.17	0.00	92.17	94.85
Chuck	86.52	86.52	85.07	85.07	0.00	85.07	86.12
Flat Rib	106.60	88.69	88.69	113.73	28.24	113.73	99.43
Brisket	85.36	82.46	82.46	85.50	3.69	85.50	83.91
Prime Rib	74.78	77.68	77.68	74.78	-3.73	74.78	79.16
Thin Flank	71.72	69.54	69.54	71.72	3.13	71.72	70.63
Wing Rib	110.87	106.52	106.52	110.87	4.08	110.87	108.69
Loin	156.16	137.03	156.16	156.16	0.00	156.16	151.38
Rump	153.56	147.47	147.47	157.04	6.49	157.04	151.39
Fillet	158.40	179.27	178.55	178.69	0.08	178.69	173.73
Topside	122.81	101.43	101.43	101.43	0.00	101.43	112.12
Silverside	126.78	126.78	126.78	126.78	0.00	126.78	126.78
Aitchbone	152.17	152.17	152.17	152.17	0.00	152.17	151.08
Thick Flank	117.82	117.82	117.82	117.82	0.00	117.82	117.82
Trimmings	84.78	93.47	93.47	93.47	0.00	93.47	89.67
Fat	8.70	8.70	8.70	8.70	0.00	8.70	8.70
Kidneys	58.78	60.86	60.86	60.86	0.00	60.86	59.82
Bones	16.23	16.21	14.34	14.34	0.00	14.34	15.28

Beef Consumer Prices

