



Livestock and
Livestock Products
Board of Namibia

MARKET WATCH

MUTTON (Sheep) & CHEVON (Goat)
November 2024

T: +264 61 275 846 • F: +264 61 228 310 • E: Statistician@nammic.com.na

• www.nammic.com.na

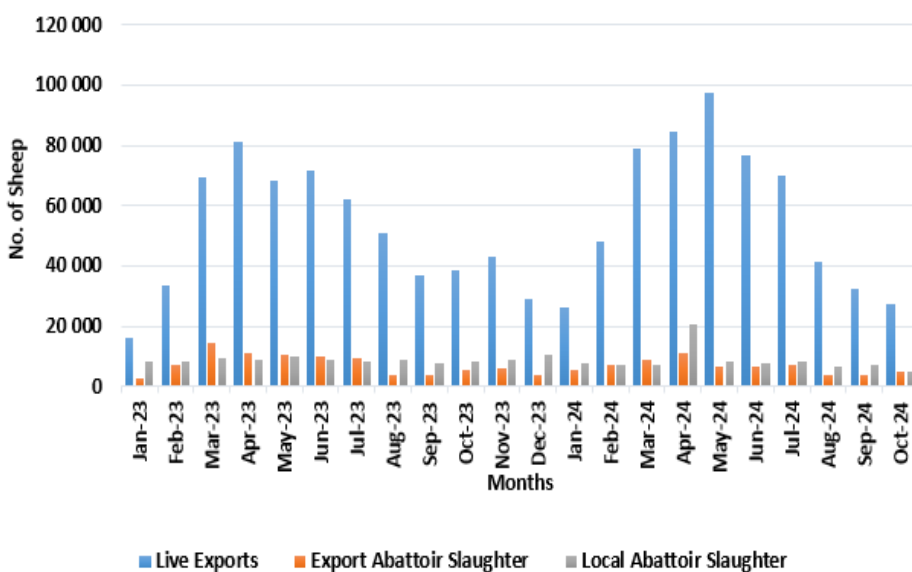
Agricultural Boards Building • 30 David Hosea Meroro Rd • P O Box 38
Windhoek, Namibia

Mutton Monthly Market Watch

October 2024 Review

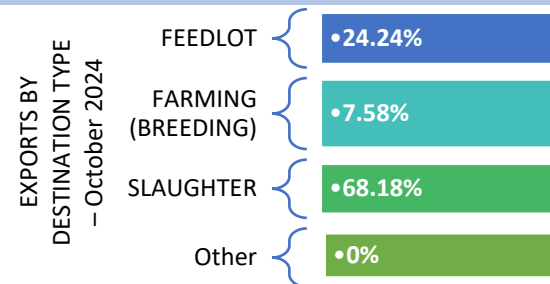
Total marketing of sheep decreased by 29.83%, from the 53 046 sheep marketed in October 2023 to 37 224 sheep marketed during October 2024. This is mainly due to a general decline in live exports which was recorded at 28.96% on a year-on-year basis. Furthermore, export abattoir performance decreased by 17.27% on a year-on-year basis, while B&C class abattoir slaughtering also decreased by 38.82%, from 8 407 sheep slaughtered during October 2023 to 5 143 sheep slaughtered in October 2024.

Sheep Marketing (Heads)



Sheep marketing continues to be dominated by live exports. The majority of live sheep exports (98.73%), were destined to South Africa followed by Tanzania (0.80%), and Botswana (0.47%).

South African market continues to be Namibia's largest partner in sheep exports.



Producer Prices (Excl. VAT) - N\$/kg

Forecast

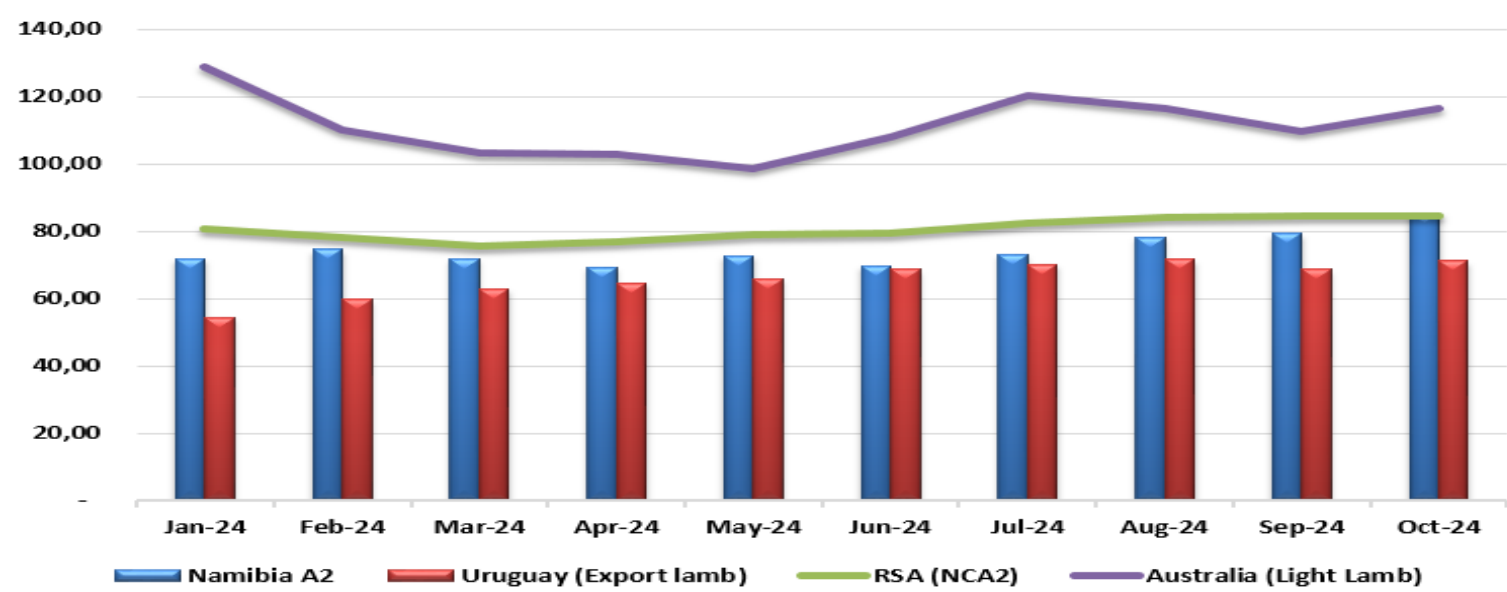
Month	Oct-23	Jul-24	Aug-24	Sep-24	Oct-24	Δy/y %	Nov-24
Namibia A2	74.82	73.09	78.19	79.28	85.56	14.36	71.99
Upington A2	80.00	82.50	84.00	84.67	84.50	5.63	81.46
Namibia C2	49.27	50.63	57.87	63.09	63.87	29.64	53.72
Upington C2	52.75	57.50	59.50	60.00	59.50	12.80	54.19
All-grade carcass price	52.80	50.06	53.35	56.41	60.08	13.79	51.55

Disclaimer: All statements regarding future events reflect the Livestock and Livestock Products Board's views, and are not a guarantee of future performance or developments.

Mutton Monthly Market Watch



International Sheep Price Comparison: 2024



Australian light lamb prices increased slightly by 6.11% from N\$109.73/kg in September 2024 to N\$116.63/kg in October 2024. This increase in sheep prices are attributed to an increase in demand during the period under review.

RSA (NC A2) prices displayed a slight decrease of 0.20% in October 2024, on a month-to-month basis. Uruguay has increased by 3.76% in export lamb prices during the period under review. Namibian A2 sheep carcass prices increased by 14.36% on a year-on-year basis, and increased by 7.92% on a month-to-month basis during the period under review.

NAMIBIA MUTTON TRADE SNAPSHOT

October 2024

19 700

Import Volume (kg)

3

Import Countries

Australia (50%)
China (33%)
South Africa (17%)

10 731

Export Volume (kg)

1

Export Country

RSA (100%)

Sheep Offal

16 184

Top Product Imported (kgs)

Sheep Carcasses

10 603

Top Product Exported (kgs)

Disclaimer: All statements regarding future events reflect the Livestock and Livestock Products Board’s views, and are not a guarantee of future performance or developments.

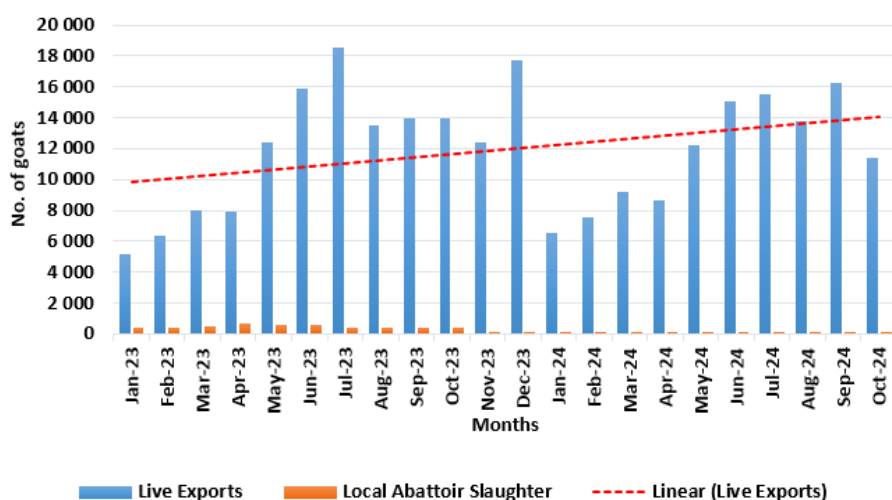
Chevon Monthly Market Watch



October 2024 Review

Total marketing of goats decreased by 20.32%, from the 14 355 goats marketed in October 2023 to 11 438 marketed during October 2024. During the period under review, 11 396 goats were exported live, compared to 13 945 exported in October 2023. Representing a decrease of 18.28% on a year-on-year basis, and a decrease of 29.96% on a monthly basis. During the period under review, exports to South Africa made up 95.31% of total live goat exports, followed by Ghana (3.50%), Zimbabwe (0.70%), Botswana (0.37%), and Angola (0.11%).

Goat Marketing (Heads)



Live Export of Goats – (n)

Oct-23	Oct-24	%Δ m/m	%Δ y/y
13 945	11 396	-26.69	-18.28

EXPORTS BY
DESTINATION TYPE -
October-2024

FEEDLOT	•63.33%
FARMING (BREEDING)	•33.33%
SLAUGHTER	•0%
Other	•3.33%

Nam Auction Prices (Excl. Vat) - N\$/kg

Month	Oct-23	Jul-24	Aug-24	Sep-24	Oct-24	Δ y/y %
Goat Lamb	27.31	32.89	34.89	34.78	35.67	30.61
Goat Kapater	32.48	39.47	40.17	43.39	42.91	32.11
Goat Ewe	27.73	29.78	31.37	33.67	33.86	22.11
Goat Ram	26.14	28.78	31.71	36.21	36.72	40.47

INTERNATIONAL CHEVON TRADE SNAPSHOT

October 2024

South Africa (83.33%)

Top Export Destination

42

Goats slaughtered
(Local abattoirs)
provisional

11 396

Goats exported
(Live)

Disclaimer: All statements regarding future events reflect the Livestock and Livestock Products Board's views, and are not a guarantee of future performance or developments.