



Meat Board
Of Namibia

MARKET WATCH

MUTTON (Sheep) & CHEVON (Goat)
September 2023

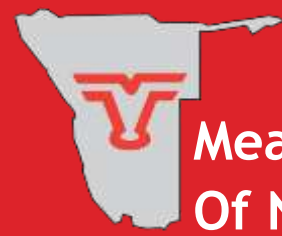
T: +264 61 275 846 • F: +264 61 228 310 • E: leigh-ann@nammic.com.na

• www.nammic.com.na

Agricultural Boards Building • 30 David Hosea Meroro Rd • PO Box 38 Windhoek, Namibia



MUTTON Monthly Market Watch

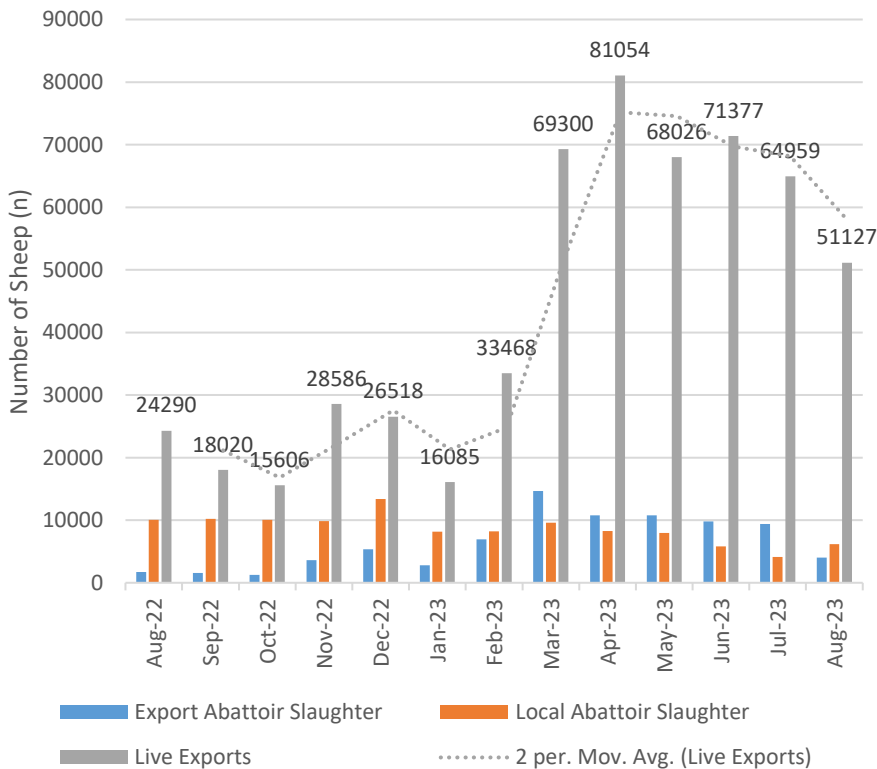


**Meat Board
Of Namibia**

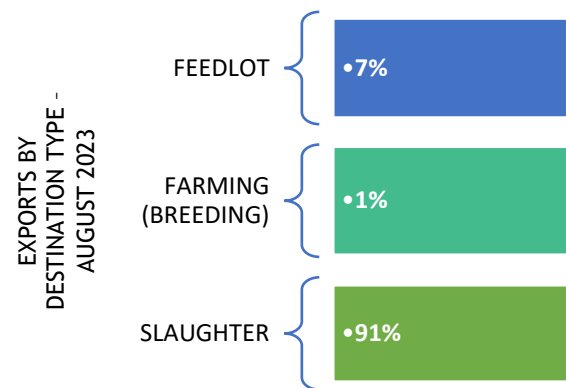
August 2023 Review

Live sheep exports recorded a 21.29% decline from the 64 595 heads exported in July to 51 127 heads exported in August. This is 110.45% more than what was exported during the same month last year. The increase in exports may be attributed to drought-related marketing which has influenced all livestock in general and small stock sectors in particular during 2023. Export abattoirs have also witnessed a 57.32% decline in marketing compared to the previous month. Historic trends show that slaughter at export abattoirs is expected to remain low for the remainder of the year and throughout the first quarter of 2024.

Sheep Marketing Trends (Heads)



99.67% of Live sheep exports went to South Africa for mostly for direct slaughter (91.51%), remaining 0.33% were exported to Botswana (0.15%), Zambia (0.04%) and Zimbabwe (0.14%) for mostly fanning and breeding purposes. 7% Of sheep were exported to feedlots predominantly in RSA. RSA remains the dominant market despite the increase in prices at Namibian abattoirs. This could be due to Namibian abattoirs not being keen on increasing the slaughter due to the oversupply of carcasses in the RSA Markets.



Producer Prices (Excl. Vat) - N\$/kg

Month	Aug-23	Apr-23	May-23	Jun-23	Jul-23	Δ y/y %
Namibia A2	79.76	89.13	89.82	88.18	88.81	na
Upington A2	81.20	80.50	79.00	82.50	85.00	-14.35
Namibia C2	44.08	46,31	43,73	41.82	43.83	na
Upington C2	58.00	51.50	50.50	53.25	57.75	-37.74
All-Grade Carcass Price	52.01	54.96	51.53	53.77	52.95	-16.34

Disclaimer: All statements regarding future events reflect the Meat Boards current views and are not a guarantee of future performance or developments.



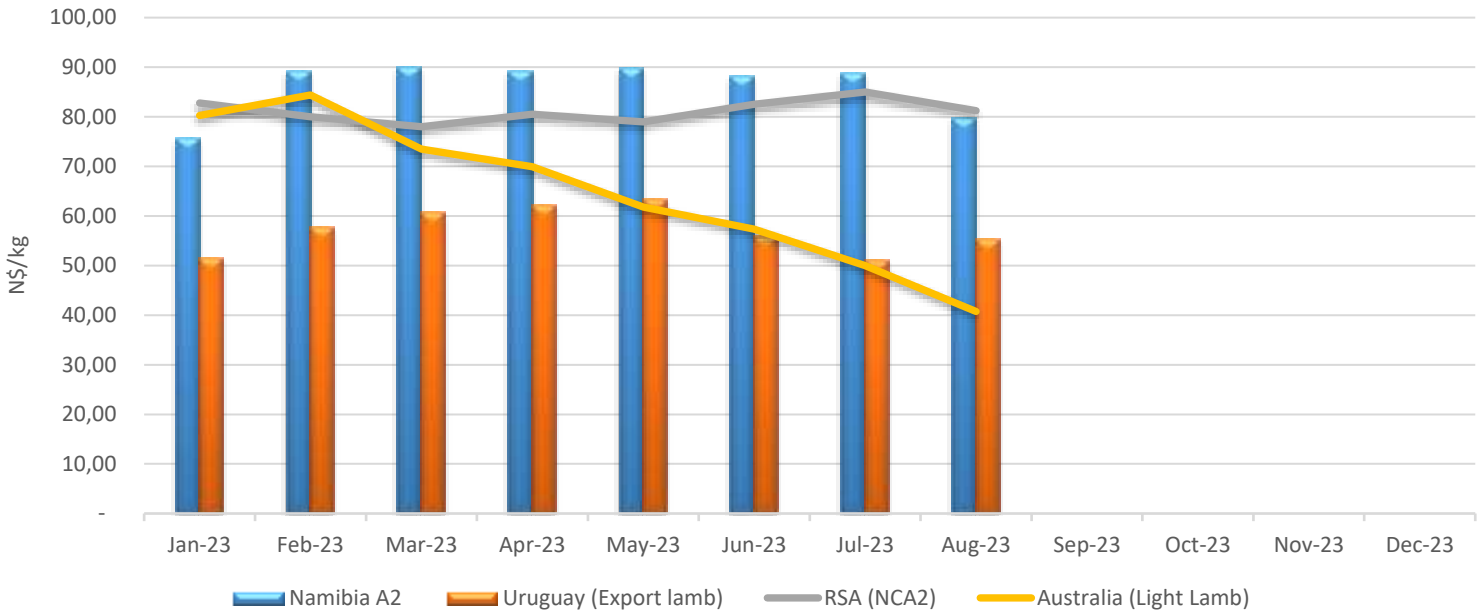
MUTTON

Monthly Market Watch



Meat Board
Of Namibia

International Sheep Price Comparison - N\$/kg



Australian prices remain subdued with prices dropping on a month-to-month basis by N\$9.24 from the July price level of N\$49.98/kg. This is a 42.39% decline compared to the same period last year. This decline is attributed to a strong supply of lambs entering the market and is expected to apply further downward pressure for the next few months. This increased supply is mainly attributed to the increase in national flock over the last three years.

RSA A2 prices similarly have declined from the July price of N\$85.00/kg to N\$81.20/kg. This price is 14.35% lower than what was recorded during August 2022. Prices are expected to follow a moderate decline due to lower consumer demand until before the festive season, when prices are anticipated to pick up.

NAMIBIA MUTTON TRADE SNAPSHOT

AUGUST 2023

18 048
Import Volume (kg)

3 China (47%) RSA (41%)
Australia (11%)
Import Countries

42 096
Export Volume (kg)

1 RSA (100%)
Export Countries

Sheep Casings
16 048
Top Product Imported (kgs)


Sheep Carcasses
42 096
Top Product Exported (kgs)

Disclaimer: All statements regarding future events reflect the Meat Boards current views and are not a guarantee of future performance or developments.



CHEVON

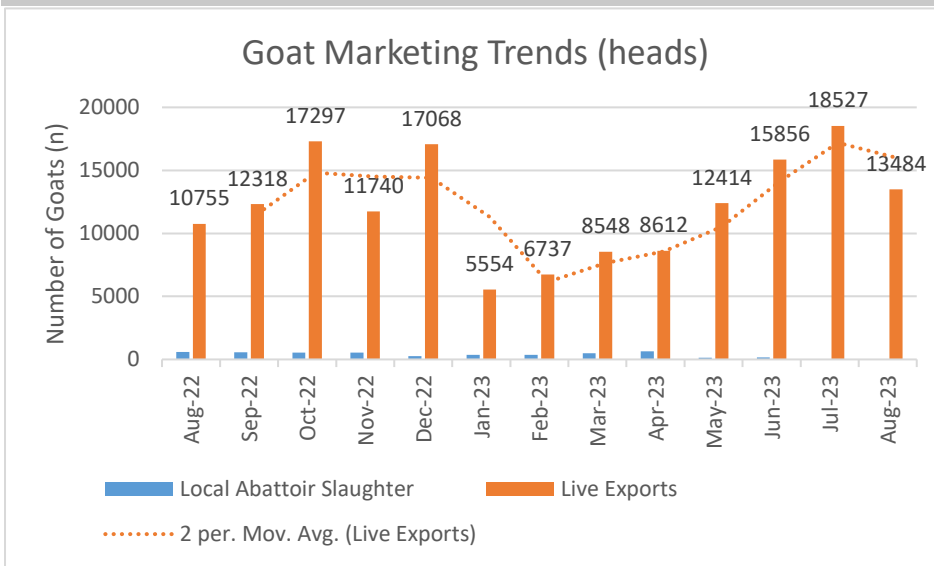
Monthly Market Watch



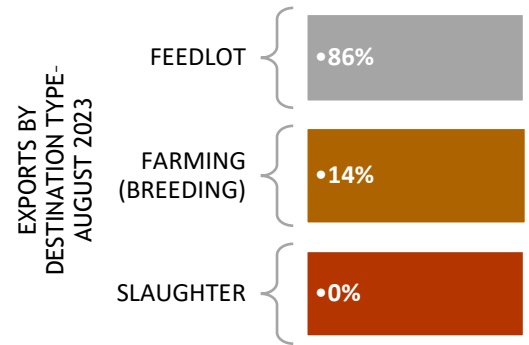
**Meat Board
Of Namibia**

August 2023 Review

Live goat exports dropped on a month to month basis by -27.22% from the 18 527 heads exported in July to 13 484 heads exported in August. This figure is 25.37% higher than the 10 755 goats exported a year ago. Majority of goat exports went to RSA (98.26%). Of these feedlots accounted for 86.39% farming (breeding), 11.87%, whereas the remainder were exported to Botswana (0.31%), Zambia (0.27%) and Zimbabwe (1.16%) for farming (breeding) purposes as well.



Live Export of Goats - (n)			
Aug-22	Aug-23	% Δ m/m	% Δ y/y
10 755	13 484	-27.22	25.37



Nam Auction Prices (Excl. Vat) - N\$/kg

Month	Aug-23	Apr-23	May-23	Jun-23	Jul-23	Δ y/y %
Goat Lamb	30.21	30.12	30.92	35.14	29.54	-29.71
Goat Kapater	31.69	30.14	30.49	37.29	30.76	-19.73
Goat Ewe	29.87	26.03	28.92	28.91	27.03	-16.77
Goat Ram	28.14	26.12	28.02	31.27	27.89	1.11

INTERNATIONAL CHEVON TRADE SNAPSHOT

YTD 2023

United States of America

Top Importing Country

N\$125.74/kg

Import Bruto Price
(FOB)

4 572.31

Total Volume
Imported (Tonnes)

Australia

Top Exporting Country

N\$90.68/kg

Export Bruto Price
(FOB)

14 675.75

Total Volume
Exported (Tonnes)

Disclaimer: All statements regarding future events reflect the Meat Boards current views and are not a guarantee of future performance or developments.