



Meat Board
Of Namibia

MARKET WATCH

MUTTON (Sheep) & CHEVON (Goat)
August 2023


T: +264 61 275 846 • F: +264 61 228 310 • E: leigh-ann@nammic.com.na

• www.nammic.com.na

Agricultural Boards Building • 30 David Hosea Meroro Rd • PO Box 38 Windhoek, Namibia



MUTTON Monthly Market Watch



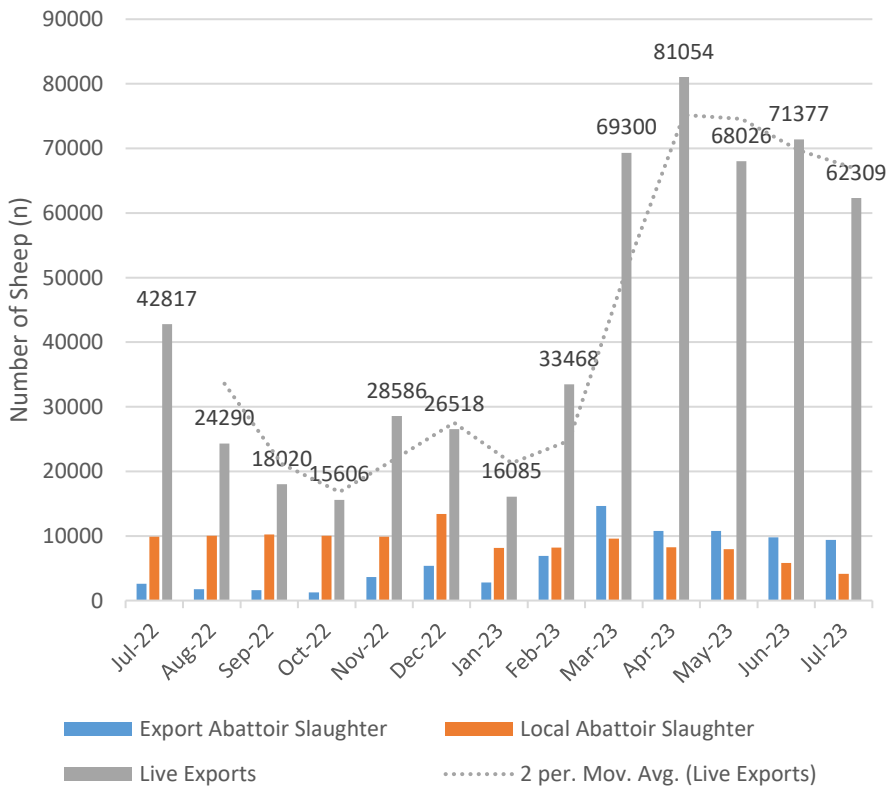
**Meat Board
Of Namibia**

July 2023 Review

July experienced a decline in the number of seep slaughtered at export abattoirs from the June level of 9 808 to 9 347 recorded in July. Live exports also experienced a 12.70% decline from the 71 377 heads exported in June to 62 309 exported in July.

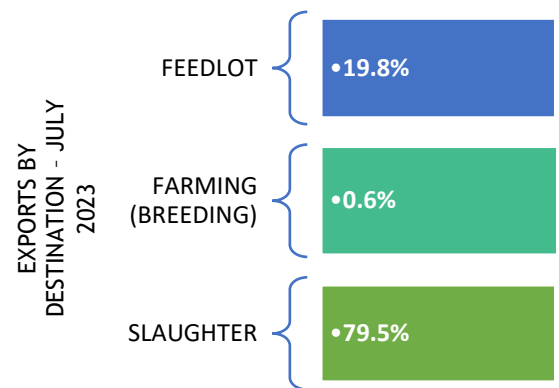
Furthermore, the all-grade carcass producer prices declined by N\$0.82/kg from the June price level of N\$53.77/kg.

Sheep Marketing Trends (Heads)



99.5% of live sheep exports went to South Africa, where the remaining 0.5% were exported to Botswana, Zambia and Zimbabwe. Export Abattoirs experienced a 4.41% fall from the 9 808 slaughtered in June.

It is noted that large volumes of live sheep are still being exported to the traditional RSA market despite the increase in prices at Namibian abattoirs. This could be due to Namibian abattoirs not being keen on increasing the slaughter due to the oversupply of carcasses in the RSA Markets.



Producer Prices (Excl. Vat) - N\$/kg

Month	Jul-23	Mar-23	Apr-23	May-23	Jun-23	Δ y/y %
Namibia A2	88.81	89.95	89.13	89.82	88.18	2.15
Upington A2	85.00	78.00	80.50	79.00	82.50	-10.99
Namibia C2	43.83	48.87	46.31	43.73	41.82	-32.97
Upington C2	57.75	58.00	51.50	50.50	53.25	-17.75
All-Grade Carcass Price	52.95	53.95	54.96	51.53	53.77	-17.94

Disclaimer: All statements regarding future events reflect the Meat Boards current views and are not a guarantee of future performance or developments.



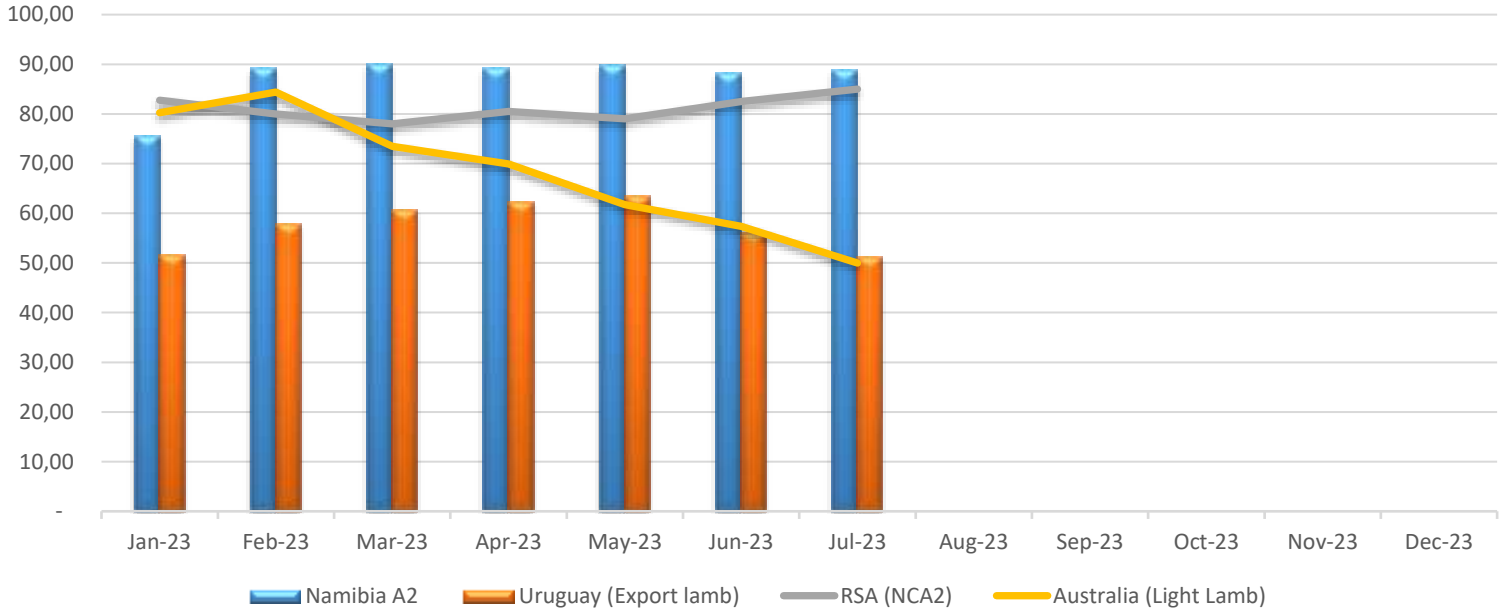
MUTTON

Monthly Market Watch



Meat Board
Of Namibia

International Sheep Price Comparison: 2022



Australian prices have been on a decline since February due to an increase in supply of lambs within the Markets. Prices have fallen from the N\$84.40/kg received in February to the low of N\$49.98/kg in July, dropping by 40.78%. Lamb prices are further influenced by the growth of lamb imports in China, which is one of the Australia's biggest export markets for lamb meat. It is expected that the price will remain low until September, when an increase in prices is expected.

South African A2 prices, have picked up due to seasonal trends during the month of July, growing from N\$82.50/kg to N\$85/kg in July. During the winter months, lamb prices increase due to the lower supply of lambs. Similarly in Namibia, an opposing trend is seen as A2 prices have also increased by 0.71%, due to the slight decline in A2 grade lamb supplied to abattoirs.

NAMIBIA MUTTON TRADE SNAPSHOT

JULY 2023

6 740

Import Volume (kg)

1

Import Countries

110 284

Export Volume (kg)

3

Export Countries

Sheep Casings

6 740

Top Product Imported (kgs)

**Matured, Deboned
Frozen Lamb Meat**

87 610


Top Product Exported (kgs)

Disclaimer: All statements regarding future events reflect the Meat Boards current views and are not a guarantee of future performance or developments.



CHEVON

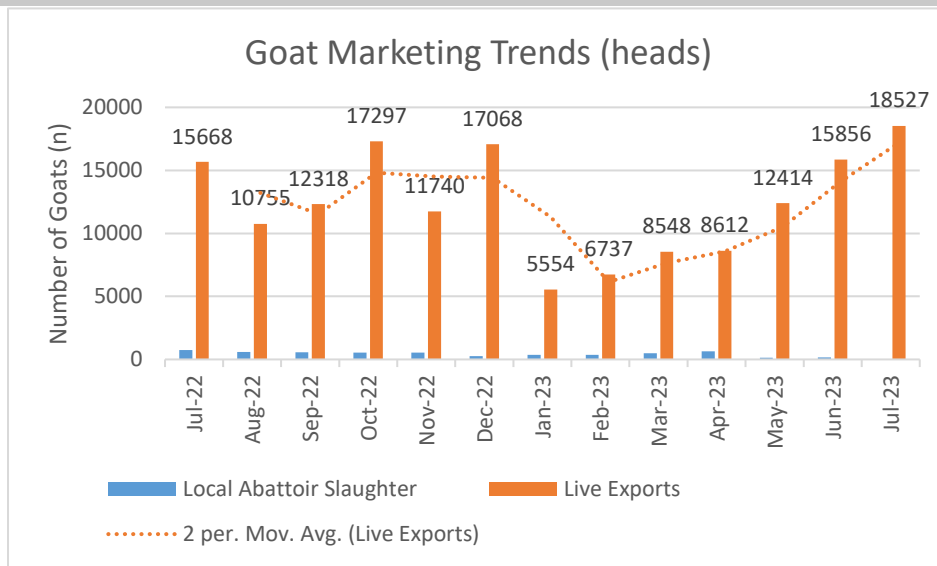
Monthly Market Watch



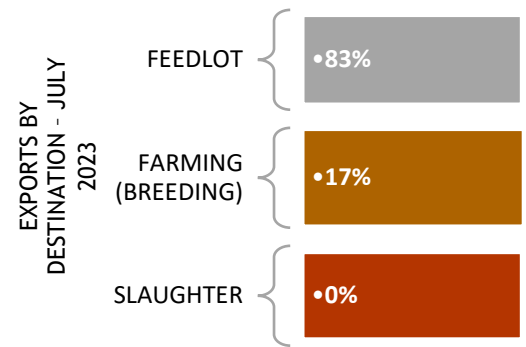
**Meat Board
Of Namibia**

July 2023 Review

Goat Exports grew by 16.84% from the 15 856 heads exported in June to 18 527 exported in July. 99% of exports went to South Africa for feedlot purposes and the remainder went to Zimbabwe and Botswana for farming/breeding purposes. The Number of goats auctioned sVCF dropped by 141 heads from the 8 094 marketed in June, however there has been a decline in prices across all categories.



Jul-22	Jul-23	% Δ m/m	% Δ y/y
15 856	18 527	16.84	18.25



Nam Auction Prices (Excl. Vat) - N\$/kg

Month	Jul-23	Mar-23	Apr-23	May-23	Jun-23	Δ y/y %
Goat Lamb	29.54	33.62	30.12	30.92	35.14	-25.04
Goat Kapater	30.76	31.78	30.14	30.49	37.29	-18.73
Goat Ewe	27.03	25.08	26.03	28.92	28.91	-11.51
Goat Ram	27.89	24.65	26.12	28.02	31.27	-5.75

INTERNATIONAL CHEVON TRADE SNAPSHOT

June 2023

Switzerland
Top Importing Country

N\$198.74/kg
Import Bruto Price
(FOB)

568
Total Volume
Imported (kgs)

New Zealand
Top Exporting Country

N\$69.14/kg
Export Bruto Price
(FOB)

81 608
Total Volume
Exported (kgs)

Disclaimer: All statements regarding future events reflect the Meat Boards current views and are not a guarantee of future performance or developments.