



Livestock and Livestock Products Board of Namibia

MARKET WATCH

Beef & Pork June 2025

T: +264 61 275 846 • F: +264 61 228 310 • E: Statistician@nammic.com.na

• www.nammic.com.na

Agricultural Boards Building • 30 David Hosea Meroro Rd • PO Box 38

Windhoek, Namibia

Beef Monthly Market Watch



May 2025 review

Total marketing of cattle decreased by 61.70% on a year-on-year basis, from the 39 604 cattle marketed in May 2024 to 15 169 in May 2025. On a year-on-year basis, live exports are 77.59% lower than observed in May 2024. Majority of cattle live exports were absorbed by the South African market (97.14%), while lower quantities to Zimbabwe (1.53%), Tanzania (0.51%), Botswana (0.46%), Angola (0.31%), and Zambia (0.05%). Weaner auction prices increased by N\$6.86/kg from price of N\$23.61/kg observed during May 2024 to N\$30.47/kg in May 2025.

WEANER AUCTION PRICE

sVCF

N\$ 30.47/kg

AUCTION PRICES

nVCF

Tollies - N\$27.99/kg

B2

CARCASS PRICE

N\$ 68.51/kg

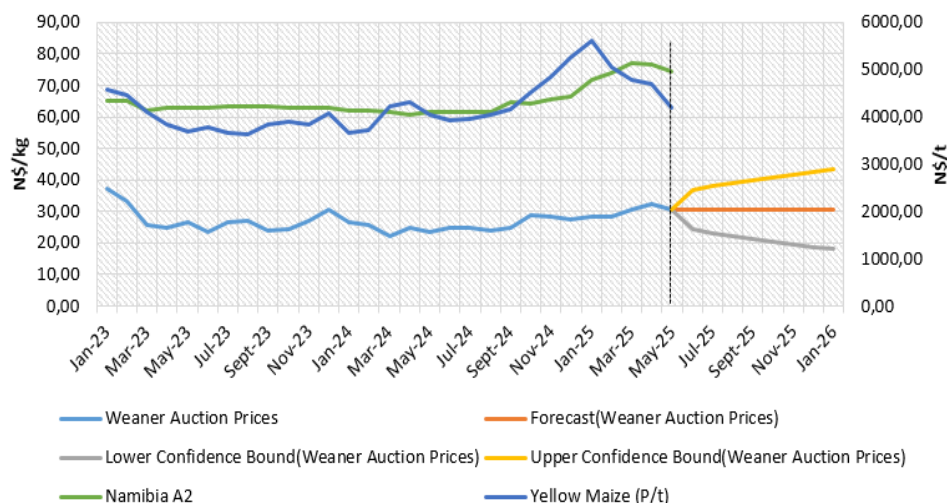
WEANER/B2 PRICE RATIO

44%

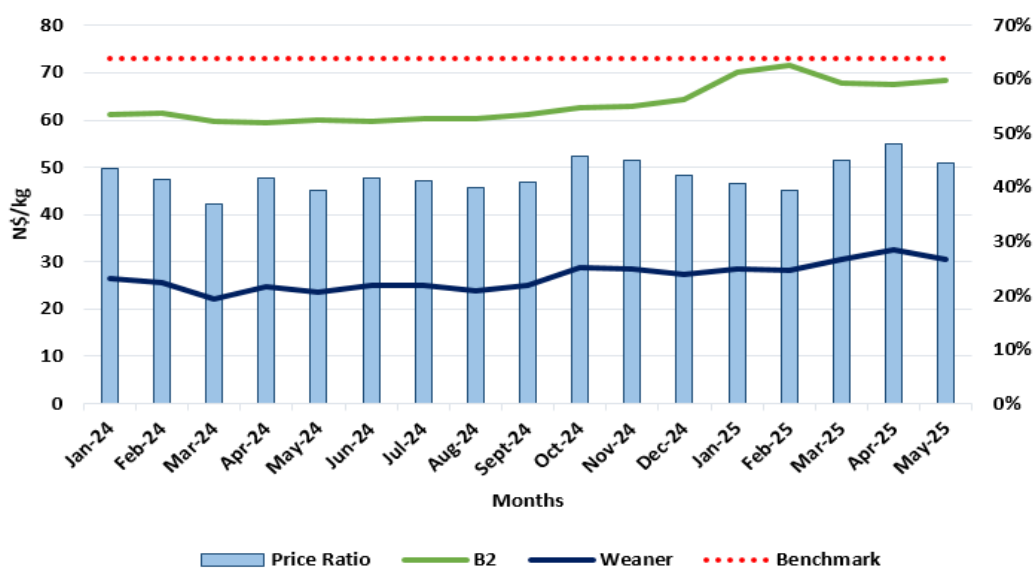
Weaner auction prices increased by 29.06% from N\$23.61/kg in May 2024 to N\$30.47/kg in May 2025, and decreased by 5.99% on a month-on-month basis.

Yellow maize prices in South Africa decreased by 10.45% from N\$4 689.84/t in April 2025 to N\$4 199.65/t during May. The weaner prices are forecasted to increase slightly at N\$30.49/kg during June 2025.

s-VCF Weaner Auction Price Trends



Weaner/B2 Price Ratio



The weaner/B2 price ratio during May 2025 stood at 44%, down from the 48% recorded in April 2025.

The weaner/B2 price ratio is below the benchmark of 64%, during the period under review.

Disclaimer: All statements regarding future events reflect the Livestock and Livestock Products Board's views, and are not a guarantee of future performance or developments.

Beef Monthly Market Watch

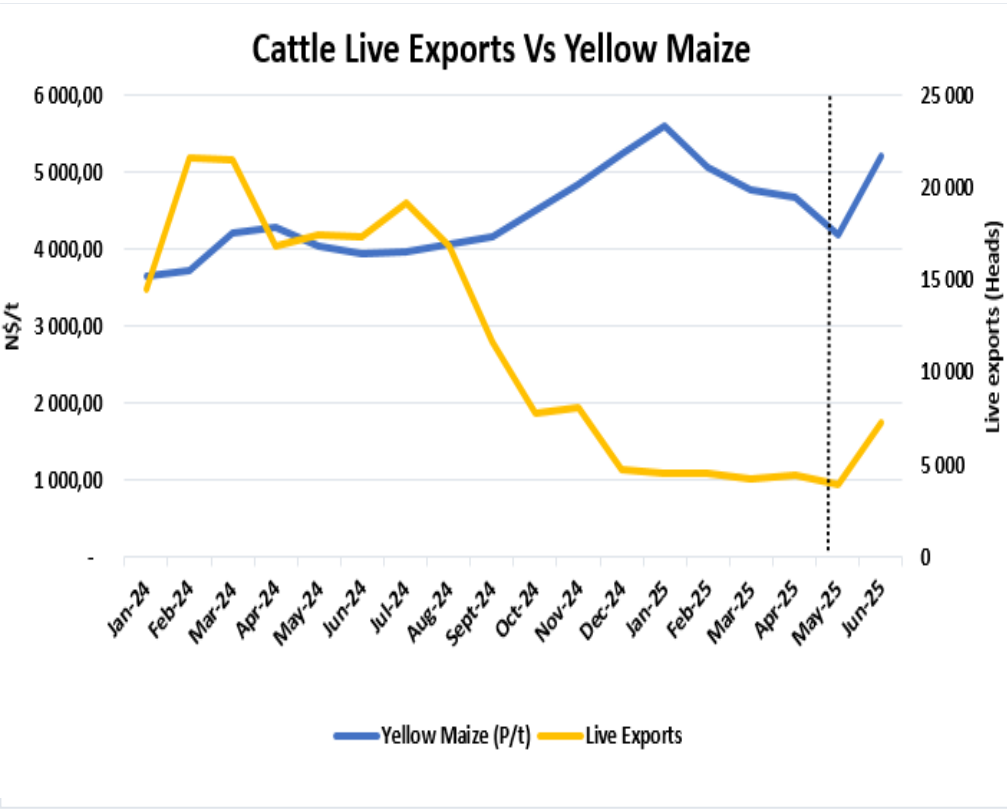
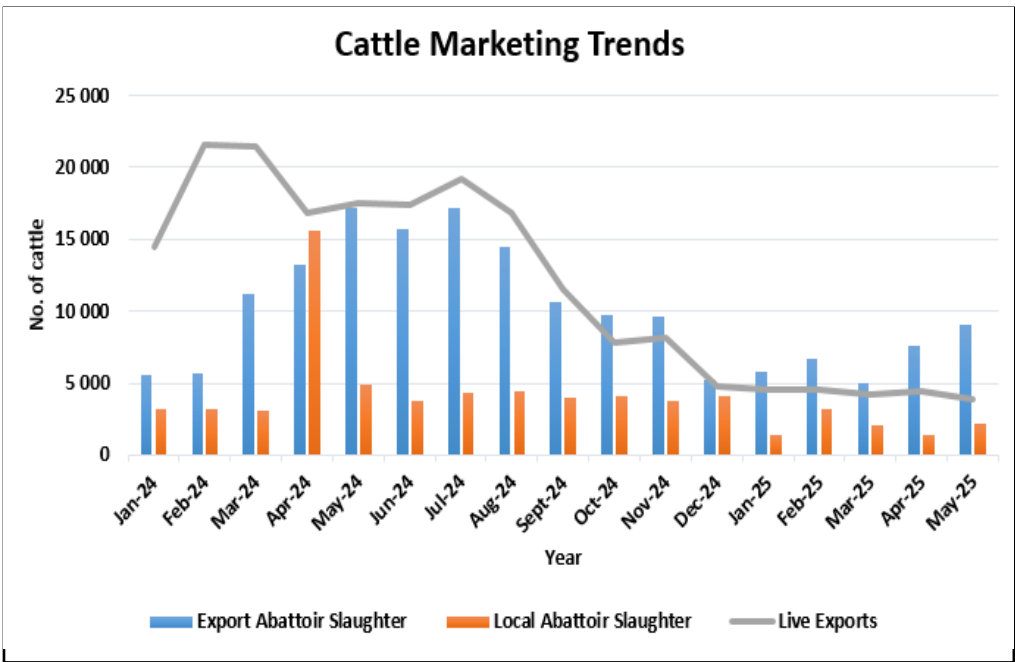


Producer Prices (Excl. Vat) - N\$/kg							Forecast
Month	May-24	Feb-25	Mar-25	Apr-25	May-25	Δ y/y %	Jun-25
Weaner Auction Price	23.61	28.26	30.53	32.41	30.47	29.06	30.49
Slaughter Oxen Auction Price	25.69	35.53	35.13	36.34	34.22	33.20	34.43
Class B2 (NAM)	59.99	71.53	67.95	67.52	68.51	14.20	68.70
Class B2 (RMAA)	47.02	49.49	49.32	53.32	63.81	35.71	53.44
All-Grade Carcass Price	57.65	67.28	64.09	60.22	69.27	20.16	69.38

Beef all-grade and NAM B2 carcass producer prices are forecasted to N\$69.38/kg and N\$68.70/kg during June, respectively.

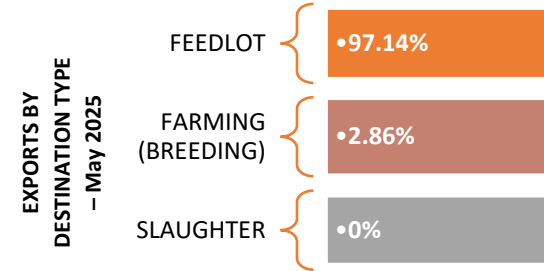
During May 2025, slaughter oxen carcass prices decreased by 5.83%, compared to April 2025. While the B2 (RMAA) increased by 19.67%, on a month-to-month basis.

The all-grade carcass price increased by 15.03%, from N\$60.22/kg recorded in April 2025 to N\$69.27/kg in May 2025.



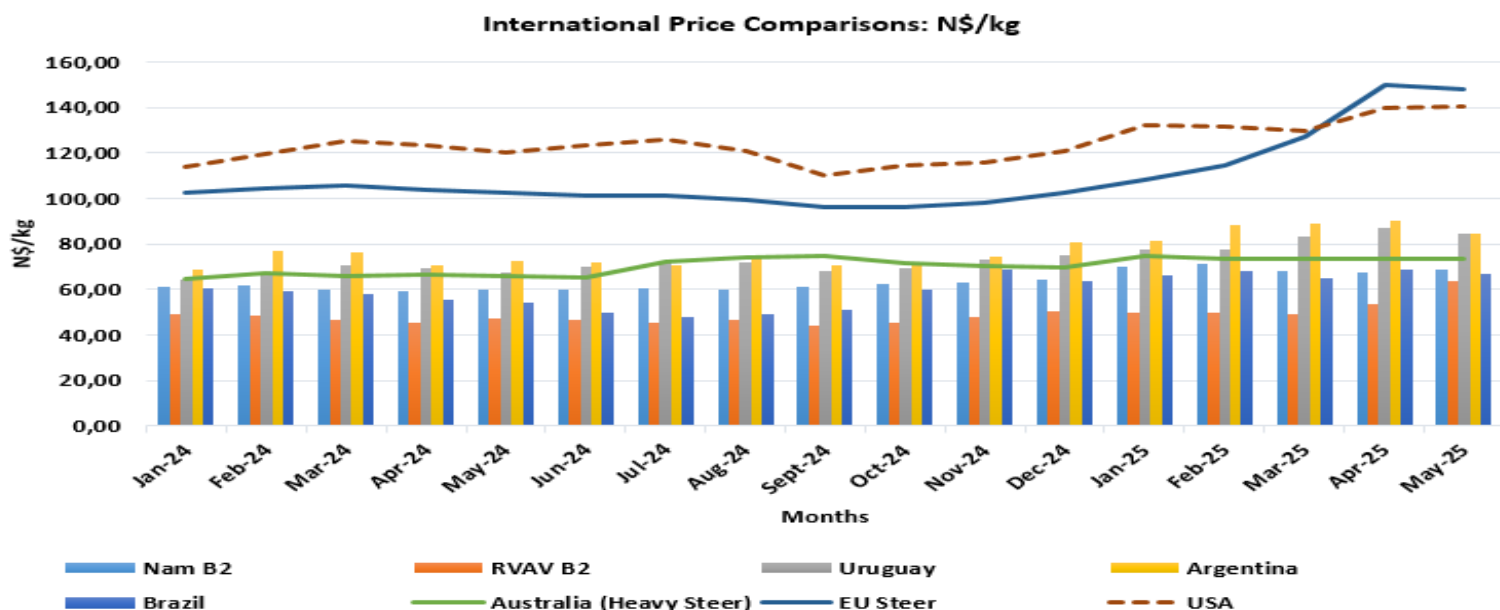
SAFEX Feed prices for Yellow Maize recorded an average price of N\$4 199.65/t during May 2025, depicting a decrease of 10.45% on a month-to-month basis.

Yellow maize prices decreased due to sufficient stock levels and improved supply during the period under review.



Disclaimer: All statements regarding future events reflect the Livestock and Livestock Products Board’s views, and are not a guarantee of future performance or developments.

Beef Monthly Market Watch



USA prices increased from N\$120.25/kg in May 2024 to N\$140.15/kg in May 2025, depicting an increase of 16.55% on a year-on-year basis, and an increase of 0.44% on a monthly basis.

EU steer prices have decreased to N\$148.20/kg in May 2025 from N\$149.70/kg recorded during April 2025, showing a decrease of 1.00%, month-on-month basis. Brazil prices decreased to N\$66.57/kg in May 2025 from a high of N\$68.87/kg during April 2025, representing a decrease of 3.35%. On a year-on-year basis, these prices increased by 22.49%.

The Namibia B2 prices increased by 1.47% on a month-on-month basis, and the Uruguay prices decreased by 2.71% during the same period. Australian beef prices decreased slightly by 0.09% on a month-to-month basis.

Additionally, on a year-on-year basis, class A, AB, B, and C carcass prices increased by 22.04%, 19.53%, 17.05, and 26.11%, respectively. Additionally, during the period under review, class A, AB, B, and C beef producer carcass prices increased by 8.00%, 13.31%, 29.21%, and 10.81% respectively.

Seasonal Indicators	Mar-24	Apr-25	May-25	Jun-25
Livestock Exports				
Local Abattoir Slaughter				
Export Abattoir Slaughter				
NAM B2 Carcass Price				
Weaner Price				
Decline	Growth	Steady		

Beef Producer Prices: Beef Market – Namibia (N\$/kg)

	May-25	% Δ m/m	% Δ y/y	Apr-25	Mar-25	Feb-25
Class A	75.26	8.00	22.04	69.69	72.13	72.00
Class AB	73.58	13.31	19.53	64.93	69.17	69.42
Class B	69.06	29.21	17.05	53.45	63.81	70.73
Class C	67.80	10.81	26.11	61.18	63.22	65.92

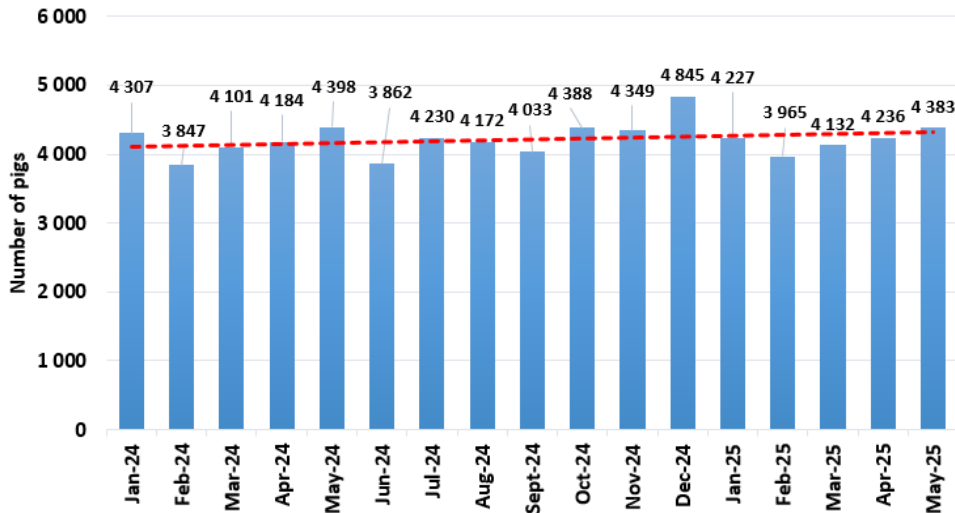
Disclaimer: All statements regarding future events reflect the Livestock and Livestock Products Board's views, and are not a guarantee of future performance or developments.

Pork Monthly Market Watch

May 2025 Review

During May 2025, 4 383 pigs were slaughtered, recording a slight decrease of 0.34% from the May 2024 level, on a year-on-year basis. On a month-to-month basis, pigs slaughtered increased by 3.47% from the previous number of 4 236 heads slaughtered during April 2025.

B & C Class Abattoir Pig Slaughter Trends - Namibia



During the period under review, the Mariental and Halooli abattoirs slaughtered 2 880 and 1 199 pigs, respectively.

Local Slaughter of Pigs (n)

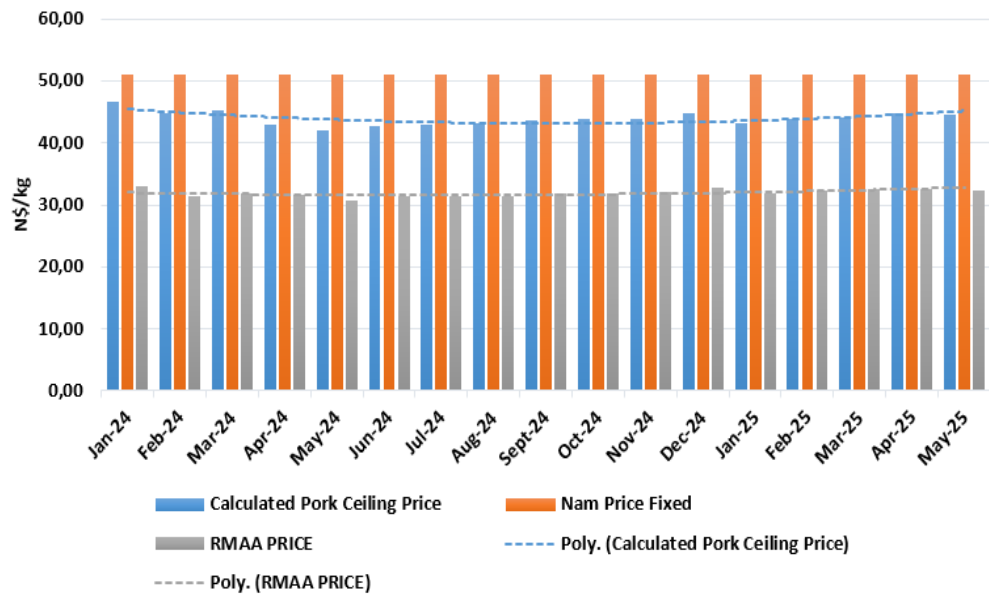
May-24	Apr-25	May-25	Δ% m/m	Δ% y/y
4 398	4 236	4 383	3.47	-0.34

The Namibian pork-ceiling price (PCP) under the Pork Scheme is N\$51.03/kg. The PCP has been fixed in an effort to lessen the negative effects of the falling RMAA pork price, which is used as a benchmark.

The Calculated ceiling price decreased slightly by 0.42% during April 2025. However, the calculated PCP is currently not in use.

South African (RMAA) pork prices decreased from the N\$32.49/kg recorded during April 2025, to N\$32.36/kg in May 2025.

Nam Pork Ceiling Price vs RMAA Price (N\$/kg)



SAFEX Feed Prices: N\$/tonne

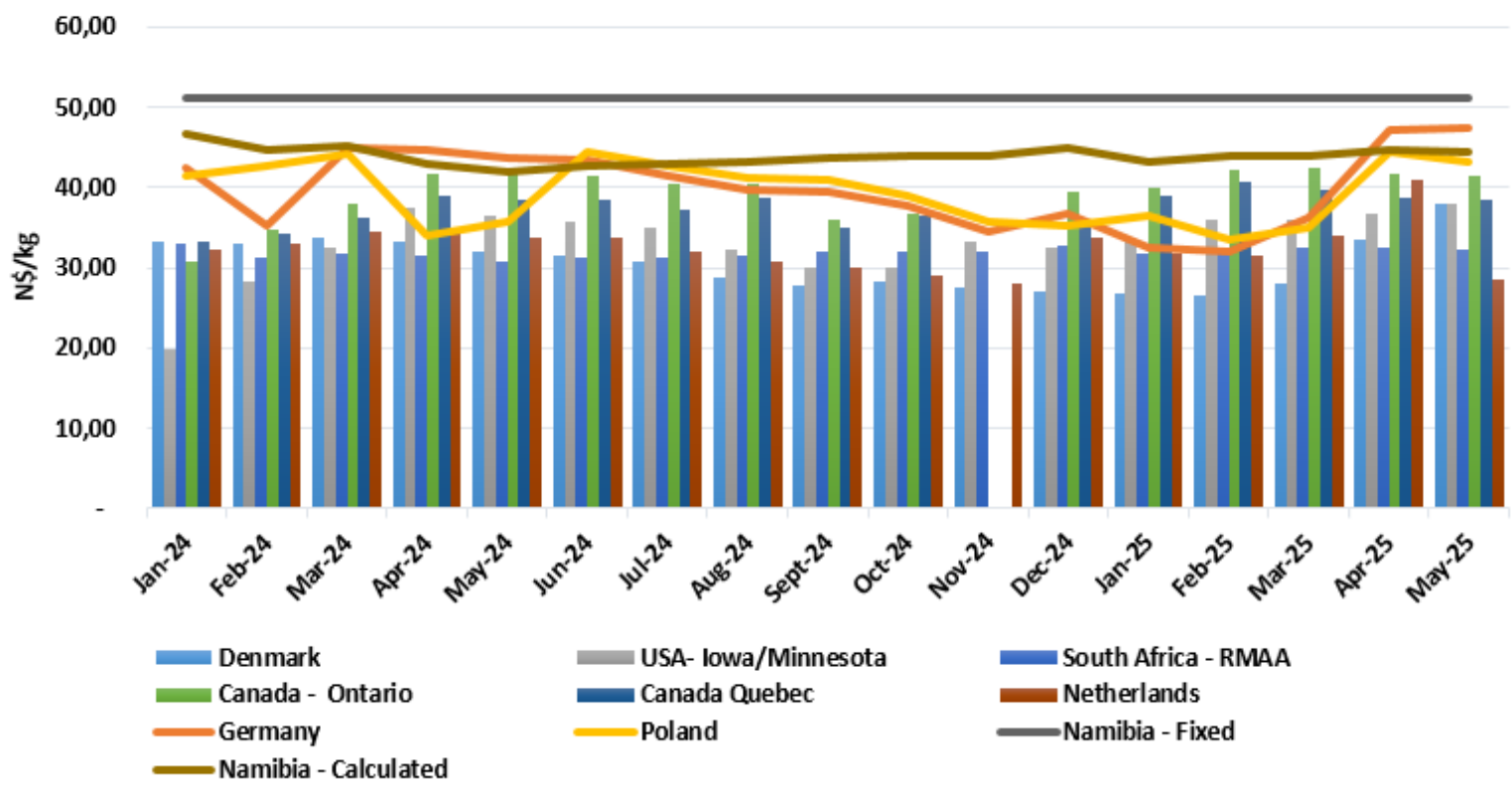
	May-25	%Δ m/m	% Δ y/y	Apr-25	Mar-25	Feb-24
Sunflower	8 917.05	0.95	0.14	8 832.74	8 734.72	9 501.15
Soya Beans	7 243.85	-6.66	-18.03	7 760.37	8 301.50	8 995.95

Disclaimer: All statements regarding future events reflect the Livestock and Livestock Products Board's views, and are not a guarantee of future performance or developments.

Pork Monthly Market Watch



Average Int. Producer Carcass Price Comparison -N\$/kg



NAMIBIA PORK MARKETING SNAPSHOT

May 2025

4 383

Pigs slaughtered

N\$44.69/kg

Calculated pork ceiling price

N\$51.03/kg

Pork ceiling price

Disclaimer: All statements regarding future events reflect the Livestock and Livestock Products Board’s views, and are not a guarantee of future performance or developments.