



Livestock and
Livestock Products
Board of Namibia

MARKET WATCH

MUTTON (Sheep) & CHEVON (Goat)
June 2025

T: +264 61 275 846 • F: +264 61 228 310 • E: Statistician@nammic.com.na
• www.nammic.com.na

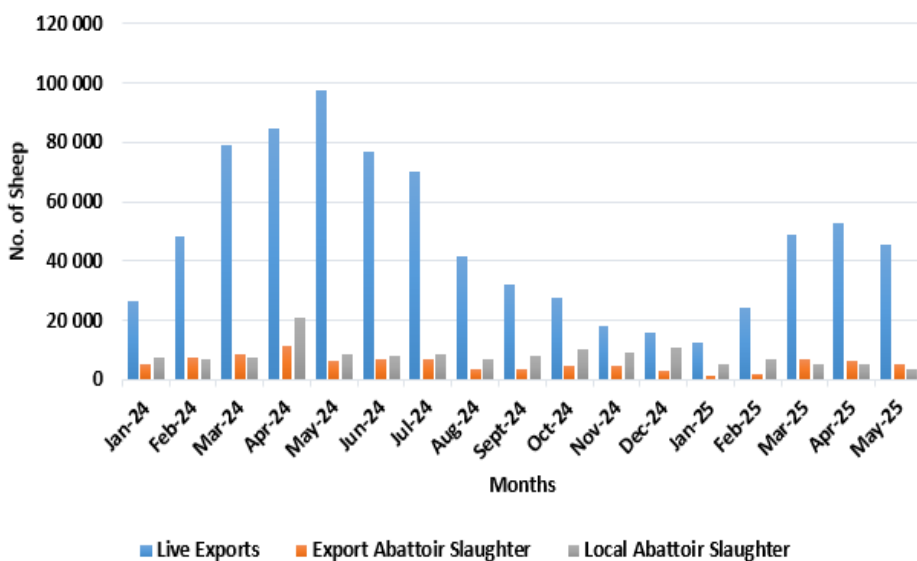
Agricultural Boards Building • 30 David Hosea Meroro Rd • P O Box 38
Windhoek, Namibia

Mutton Monthly Market Watch

May 2025 Review

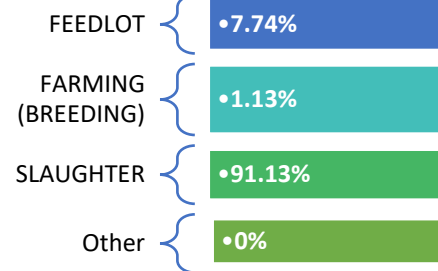
Total marketing of sheep decreased by 50.30%, from the 112 782 sheep marketed in May 2024 to 56 055 sheep marketed during May 2025. Live exports decreased by 51.68% year-on-year basis. Furthermore, export abattoir performance decreased by 21.98% on a year-on-year basis, while B&C class abattoir slaughtering also decreased by 55.59%, from 8 726 sheep slaughtered during May 2024 to 3 875 sheep slaughtered in May 2025.

Sheep Marketing (Heads)



Majority of live sheep exports (99.48%) were destined to South Africa followed by Botswana with 0.33%, and Tanzania with 0.19%.

EXPORTS BY
DESTINATION
TYPE – May 2025



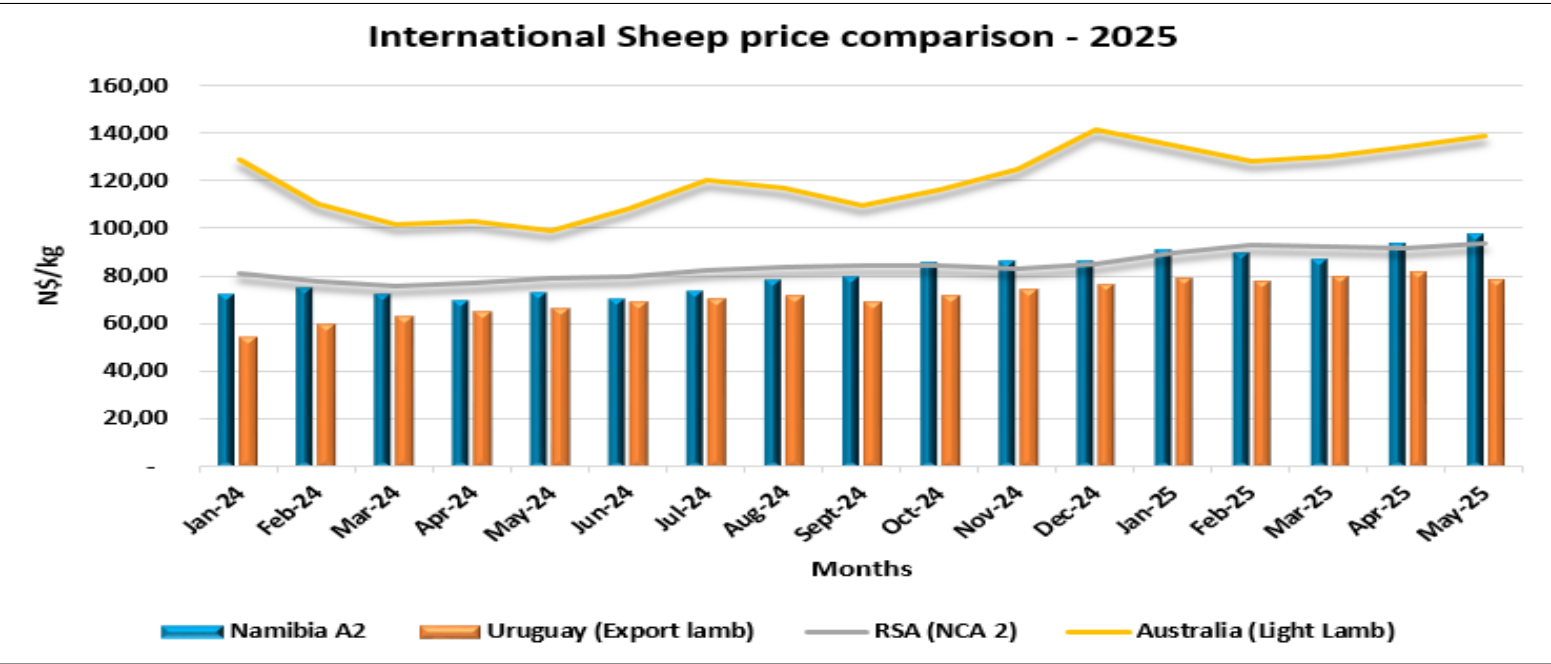
Producer Prices (Excl. VAT) - N\$/kg

Forecast

Month	May-24	Feb-25	Mar-25	Apr-25	May-25	Δy/y %	Jun-25
Namibia A2	72.72	89.36	86.46	93.49	97.44	33.99	97.60
Upington A2	79.00	93.00	92.67	92.00	93.50	18.35	94.57
Namibia C2	46.40	62.64	64.40	61.62	65.99	42.21	66.72
Upington C2	51.00	61.00	60.67	60.00	62.25	22.06	62.46
All-grade carcass price	48.36	60.37	61.08	62.36	62.62	29.50	62.90

Disclaimer: All statements regarding future events reflect the Livestock and Livestock Products Board's views, and are not a guarantee of future performance or developments.

Mutton Monthly Market Watch



Australian light lamb prices increased by 3.38% from N\$134.40/kg in April 2025 to N\$138.93/kg in May 2025. Australian (Light Lamb) prices increased during the review period due to seasonal conditions and reduced supply.

Uruguay (Export Lamb) prices decreased by 4.27% during the period under review. Namibian A2 sheep carcass prices increased by 33.99% on a year-on-year basis, and by 4.23% on a month-to-month basis during the period under review.

NAMIBIA SHEEP MARKETING SNAPSHOT

May 2025

4 986

Sheep slaughtered
At Export-approved
Abattoirs

South Africa
(99.48%)
Top Export Destination

47 194

Sheep exported
live

3 875

Sheep slaughtered
At B&C, class Abattoirs

Disclaimer: All statements regarding future events reflect the Livestock and Livestock Products Board’s views, and are not a guarantee of future performance or developments.

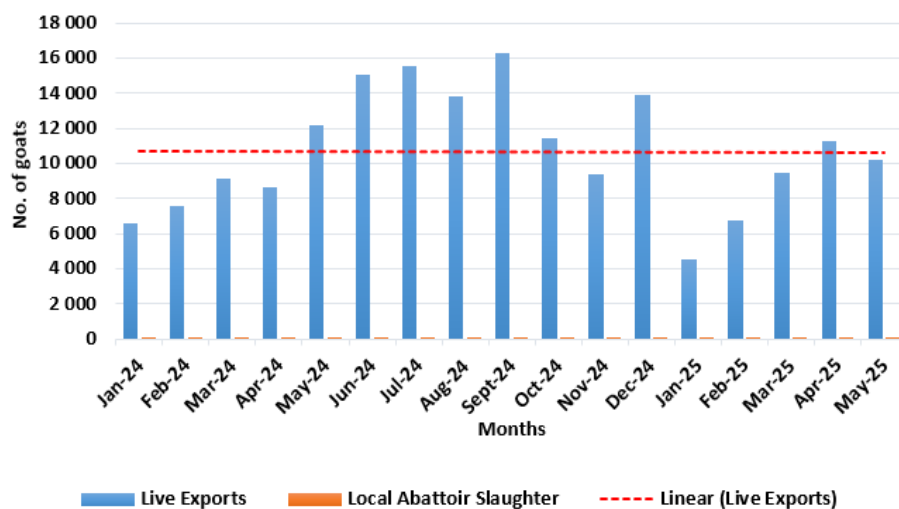
Chevon Monthly Market Watch



May 2025 Review

Total marketing of goats decreased by 18.81%, from the 12 728 goats marketed in May 2024 to 10 334 marketed during May 2025. During the period under review, 10 220 goats were exported live compared to 12 211 exported in May 2024. Representing a decrease of 16.30% on a year-on-year basis and 9.39% on a monthly basis. Exports to South Africa made up 97.24% of total live goat exports, followed by Botswana with 2.08%, Tanzania with 0.39%, and Zambia at 0.28%.

Goat Marketing (Heads)



Live Export of Goats – (n)

May-24	May-25	%Δ m/m	%Δ y/y
12 211	10 220	-9.39	-16.30

EXPORTS BY DESTINATION TYPE - May-2025	FEEDLOT	•89.41%
	FARMING (BREEDING)	•9.84%
	SLAUGHTER	•0.74%
	Other	•0%

Nam Auction Prices (Excl. Vat) - N\$/kg

Month	May-24	Feb-25	Mar-25	Apr-25	May-25	Δ y/y %
Goat Lamb	28.71	38.14	38.27	37.15	41.07	43.05
Goat Kapater	36.21	40.75	41.19	40.12	41.27	13.97
Goat Ewe	27.45	29.87	30.16	29.47	29.61	7.87
Goat Ram	30.22	29.09	34.14	33.19	38.77	28.29

INTERNATIONAL CHEVON MARKETING SNAPHOT

May 2025

South Africa (97.24%)

Top Export Destination

114

Goats slaughtered
(Local abattoirs)
provisional

10 220

Goats exported
(Live)

Disclaimer: All statements regarding future events reflect the Livestock and Livestock Products Board's views, and are not a guarantee of future performance or developments.