



Livestock and
Livestock Products
Board of Namibia



MARKET WATCH

MUTTON (Sheep) & CHEVON (Goat)
May 2025

T: +264 61 275 846 • F: +264 61 228 310 • E: Statistician@nammic.com.na

• www.nammic.com.na

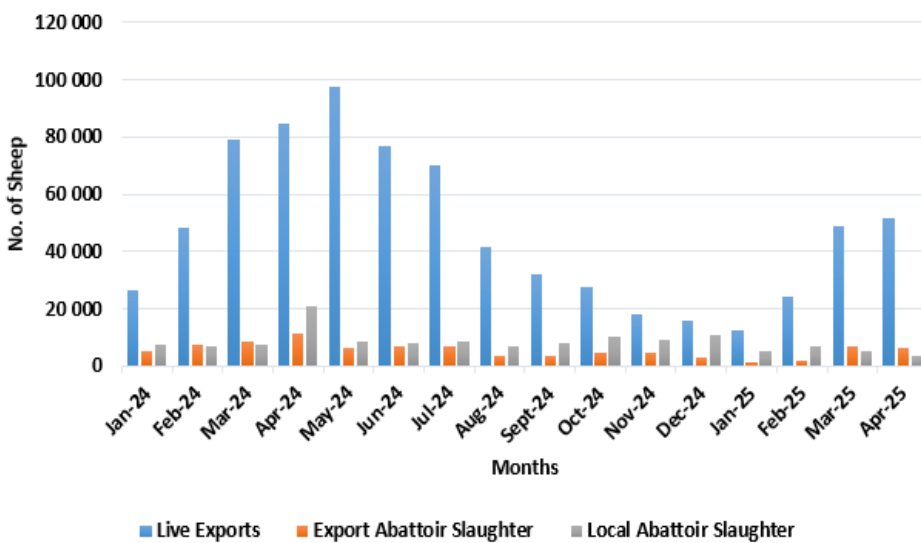
Agricultural Boards Building • 30 David Hosea Meroro Rd • P O Box 38
Windhoek, Namibia

Mutton Monthly Market Watch

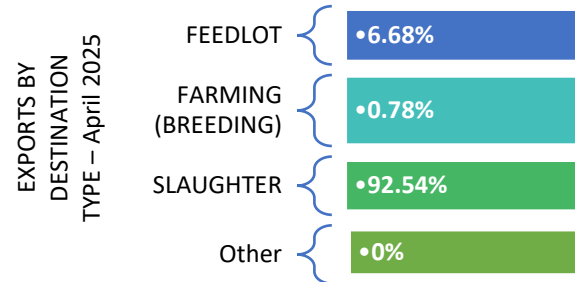
April 2025 Review

Total marketing of sheep decreased by 47.72%, from the 116 879 sheep marketed in April 2024 to 61 104 sheep marketed during April 2025. Live exports decreased by 39.09% year-on-year basis. Furthermore, export abattoir performance decreased by 45.84% on a year-on-year basis, while B&C class abattoir slaughtering also decreased by 83.40%, from 21 038 sheep slaughtered during April 2024 to 3 493 sheep slaughtered in April 2025.

Sheep Marketing (Heads)



The sheep industry is dominated by live exports. Majority of live sheep exports (99.37%) were destined to South Africa followed by Botswana with 0.60%, and Zimbabwe (0.02%).



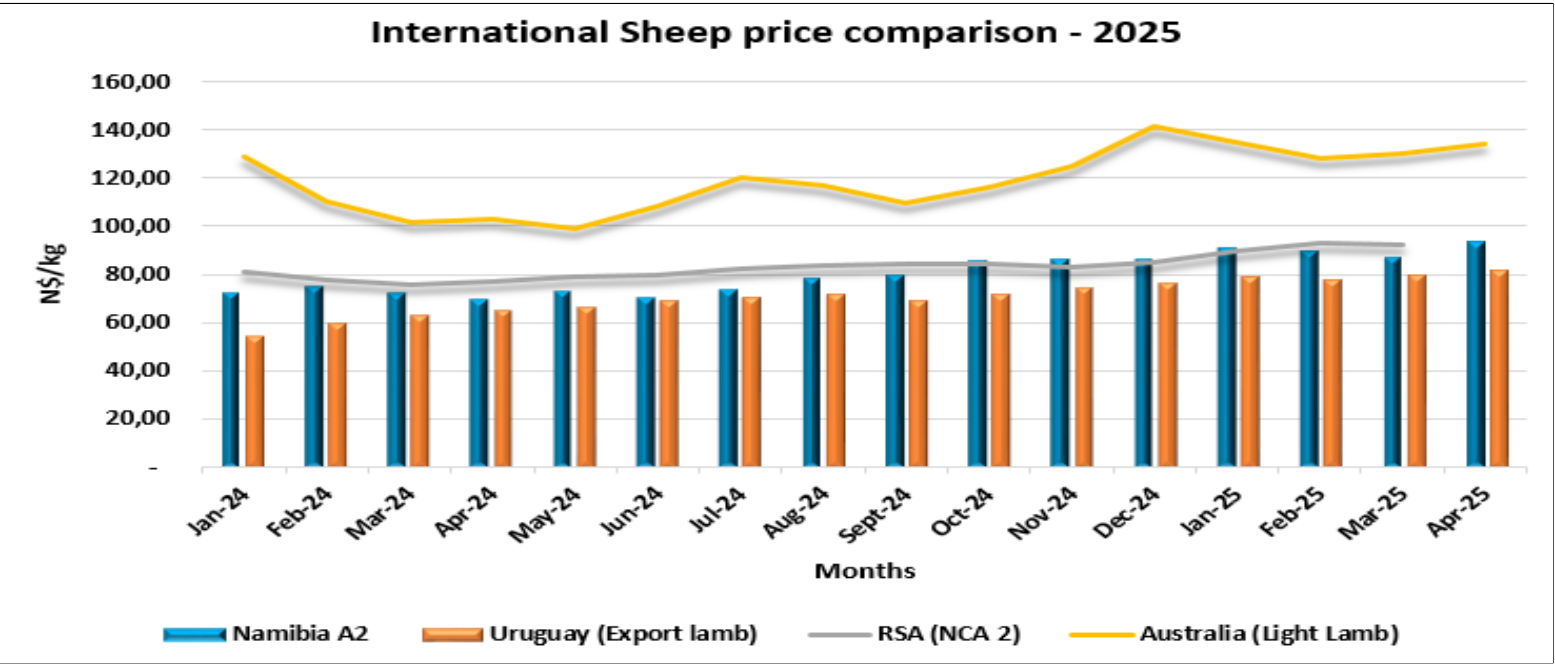
Producer Prices (Excl. VAT) - N\$/kg

Forecast

Month	Apr-24	Jan-25	Feb-25	Mar-25	Apr-25	Δy/y %	May-25
Namibia A2	69.41	90.41	89.36	86.46	93.49	34.69	78.99
Namibia C2	46.02	69.96	62.64	64.40	61.62	33.90	63.51
All-grade carcass price	46.18	63.53	60.37	61.08	60.62	31.28	58.47

Disclaimer: All statements regarding future events reflect the Livestock and Livestock Products Board's views, and are not a guarantee of future performance or developments.

Mutton Monthly Market Watch



Australian light lamb prices increased by 3.00% from N\$130.49/kg in March 2025 to N\$134.40/kg in April 2025. Australian (Light Lamb) prices increased during the review period due to increased demand and reduced supply.

Uruguay (Export Lamb) prices increased by 2.85% during the period under review. Namibian A2 sheep carcass prices increased by 34.69% on a year-on-year basis, and by 8.13% on a month-to-month basis during the period under review.

NAMIBIA SHEEP MARKETING SNAPSHOT

April 2025

6 137

Sheep slaughtered
At Export-approved
Abattoirs

South Africa
(99.37%)

Top Export Destination

51 474

Sheep exported
live

3 493

Sheep slaughtered
At B&C, class Abattoirs

Disclaimer: All statements regarding future events reflect the Livestock and Livestock Products Board’s views, and are not a guarantee of future performance or developments.

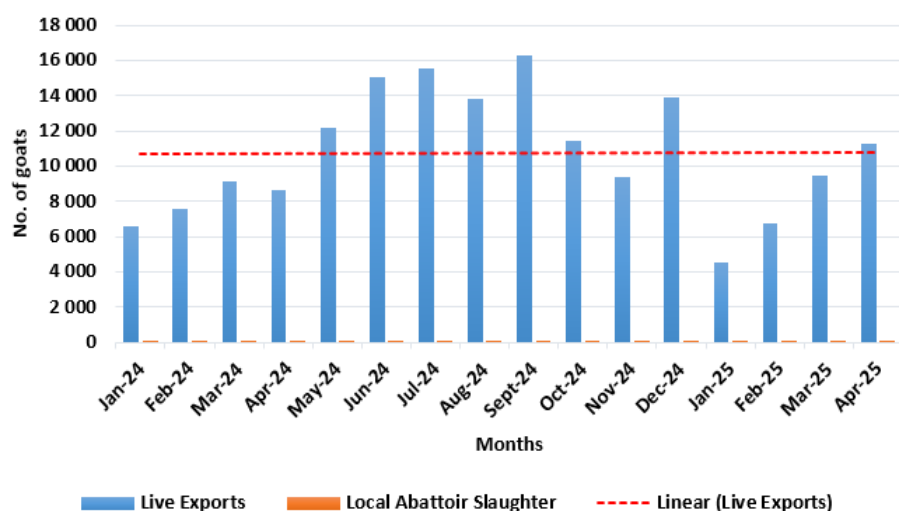
Chevon Monthly Market Watch



April 2025 Review

Total marketing of goats increased by 29.12%, from the 8 742 goats marketed in April 2024 to 11 288 marketed during April 2025. During the period under review, 11 269 goats were exported live compared to 8 644 exported in April 2024. Representing an increase of 30.37% on a year-on-year basis and 19.36% on a monthly basis. During the period under review, exports to South Africa made up 98.50% of total live goat exports, followed by Zimbabwe with 1.44% and Botswana with 0.06%.

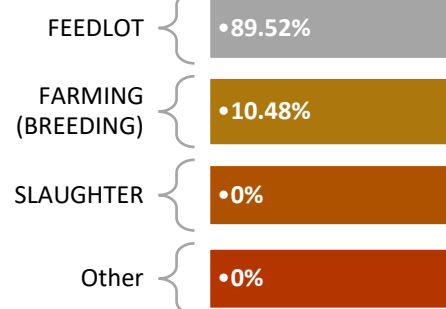
Goat Marketing (Heads)



Live Export of Goats – (n)

Apr-24	Apr-25	%Δ m/m	%Δ y/y
8 644	11 269	19.36	30.37

EXPORTS BY
DESTINATION TYPE -
April-2025



Nam Auction Prices (Excl. Vat) - N\$/kg

Month	Apr-24	Jan-25	Feb-25	Mar-25	Apr-25	Δ y/y %
Goat Lamb	28.39	42.31	38.14	38.27	37.15	30.86
Goat Kapater	34.07	40.61	40.75	41.19	40.12	17.76
Goat Ewe	24.71	29.14	29.87	30.16	29.47	19.26
Goat Ram	30.12	28.24	29.09	34.14	33.19	10.19

INTERNATIONAL CHEVON MARKETING SNAPSHOT

April 2025

South Africa (98.50%)

Top Export Destination

19

Goats slaughtered
(Local abattoirs)
provisional

11 269

Goats exported
(Live)

Disclaimer: All statements regarding future events reflect the Livestock and Livestock Products Board's views, and are not a guarantee of future performance or developments.