



Meat Board  
Of Namibia

# MARKET WATCH

**MUTTON (Sheep) & CHEVON (Goat)**  
**January 2024**

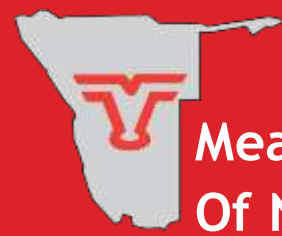
T: +264 61 275 846 • F: +264 61 228 310 • E: leigh-ann@nammic.com.na

• [www.nammic.com.na](http://www.nammic.com.na)

Agricultural Boards Building • 30 David Hosea Meroro Rd • PO Box 38 Windhoek, Namibia



# MUTTON Monthly Market Watch

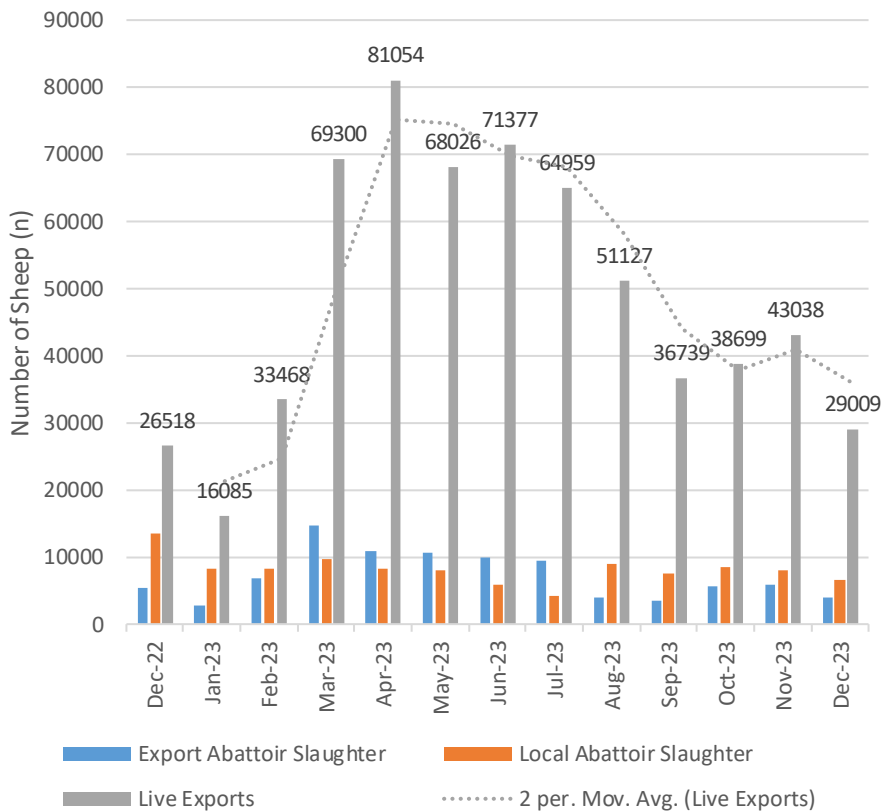


**Meat Board  
Of Namibia**

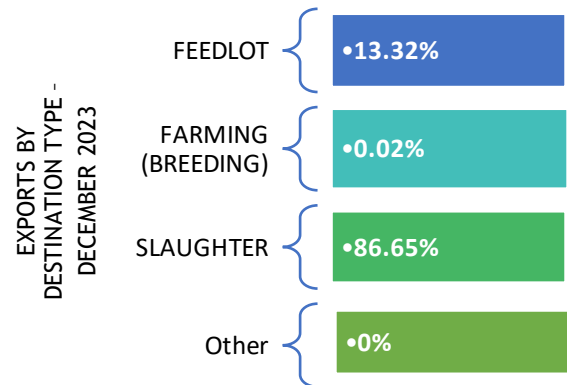
## December 2023 Review

Sheep live exports declined on a month-to-month basis by 32.60% from the 43 038 heads exported in November to 29 009 heads exported in December. Total 2023 exports were recorded 41.29% more than that of 2022. Live exports to South Africa increased by 41.18% whereas exports to Angola, Botswana, Zimbabwe and Zambia increased by 174.05%, 21.18%, 1181.82%, and 229.87%. This shows an increase in demand for Namibian sheep breeds in Angola, Botswana, Zimbabwe and Zambia, as sheep are mostly exported to these countries for farming (breeding) purposes. Furthermore, Producer prices in both Namibia and South Africa have declined on a month-to-month basis.

Sheep Marketing (Heads)



Majority of December exports (86.65%) went South African abattoirs, whereas the remainder went to South African feedlots (13.32%) and farms in Botswana for breeding purposes (0.02%). On the other hand, Slaughter at export abattoirs declined by 32.06% on a month to month basis. This is 24.95% lower than the number slaughtered during the same month last year.



Producer Prices (Excl. Vat) - N\$/kg

Month	Dec-23	Nov-23	Jul-23	Aug-23	Sep-23	Δ y/y %
Namibia A2	76.00	77.13	88.81	79.76	76.67	-6.01
Upington A2	79.33	79.20	85.00	80.00	77.25	-5.56
Namibia C2	48.27	50.77	43.83	44.08	46.73	-6.11
Upington C2	53.00	52.40	57.75	57.00	53.75	-8.62
All-Grade Carcass Price	55.21	53.24	52.95	52.01	54.21	-1.92

Disclaimer: All statements regarding future events reflect the Meat Boards current views and are not a guarantee of future performance or developments.



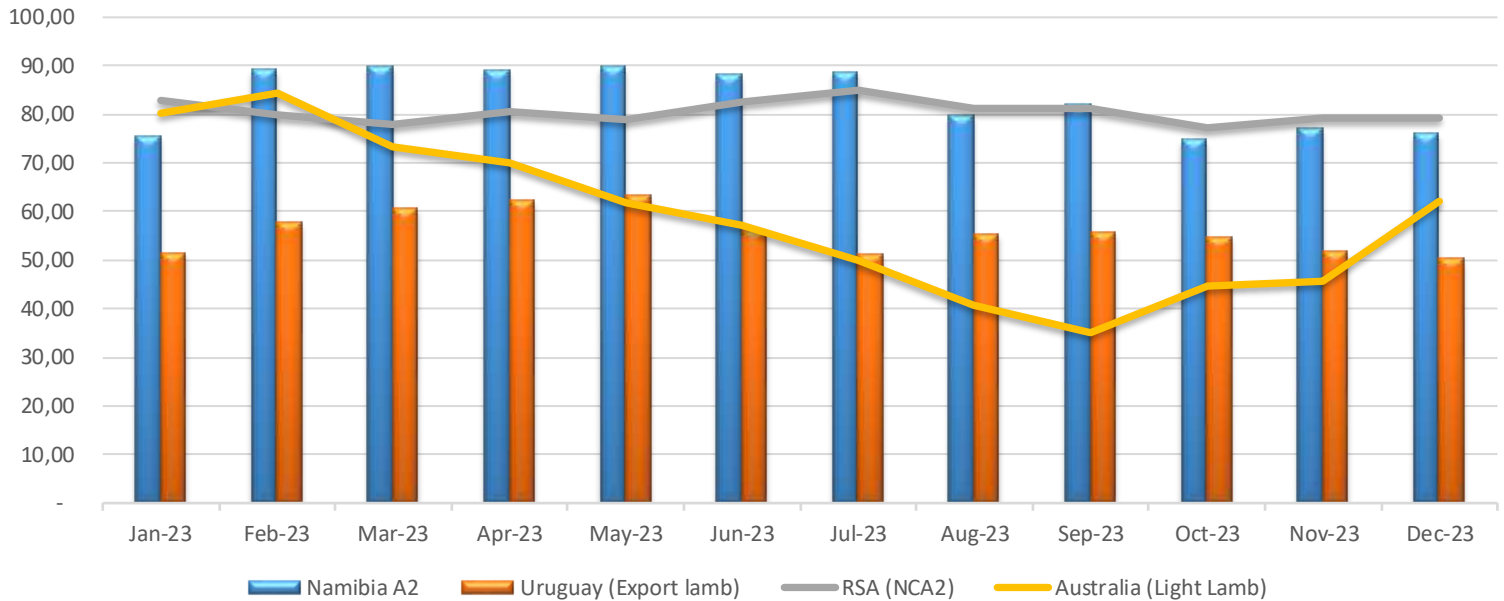
# MUTTON

## Monthly Market Watch



Meat Board  
Of Namibia

### International Sheep Price Comparison: 2023



Australian light lamb prices have experienced an upward trend from the lows recorded in September, growing by 77.08%. 2023 brought forward many challenges for Australian farmers, with prices declining rapidly for the first 9 months of 2023. Majority of the decline was influenced by an influx of lamb and sheep on the markets, driven mostly by weather conditions, which forced farmers to destock. The recent upward trend in prices can be attributed to the heightened demand from processors and supermarkets on securing lambs for the New Year as well strong interest from restockers and feedlots.

South African Northern Cape A2 prices on the other hand have remained relatively stable increasing by N\$0.13/kg from the November price level of N\$79.20/kg. Similar trends were experienced for the Uruguay export lamb prices, which have dropped from N\$51.67/kg to N\$50.41/kg on a month-to-month basis.

## NAMIBIA MUTTON TRADE SNAPSHOT

DECEMBER 2023

**26 760**  
Import Volume (kg)

**1** China (100%)  
Import Countries

**43 217**  
Export Volume (kg)

**2** RSA (70%)  
Botswana (30%)  
Export Countries

**Sheep Casings**  
**26 760**  
Top Product Imported (kgs)


**Sheep Carcasses**  
**30 178**  
Top Product Exported (kgs)

Disclaimer: All statements regarding future events reflect the Meat Boards current views and are not a guarantee of future performance or developments.



# CHEVON

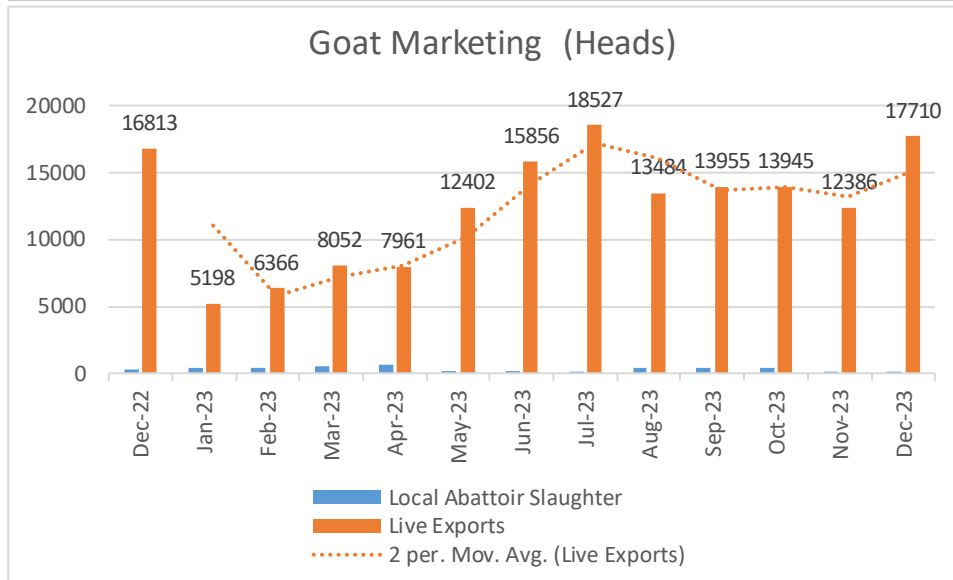
## Monthly Market Watch



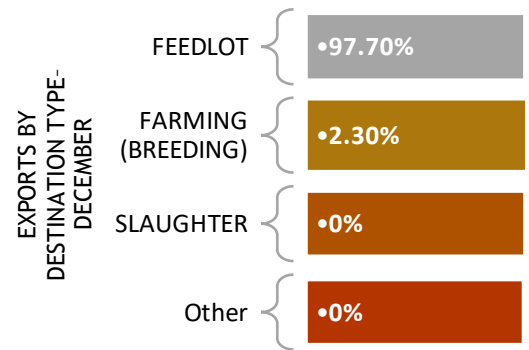
**Meat Board  
Of Namibia**

### December 2023 Review

Live goat exports shot up by 42.98% during the month of December, a notable increase that happens on an annual basis. The 17 710 heads exported predominantly to South African feedlots, is only 5.33% more than what was exported during the same month last year. Auction prices increased across all categories, with Goat Kapater witnessing an 11.74% increase in prices, reaching the highest price received during 2023, but remains 0.8% lower than the average price received in 2022.



Live Export of Goats - (n)			
Dec-22	Dec-23	% Δ m/m	% Δ y/y
16 813	17 710	42.98	5.33



### Nam Auction Prices (Excl. Vat) - N\$/kg

Month	Dec-23	Nov-23	Jul-23	Aug-23	Sep-23	Δ y/y %
Goat Lamb	33.18	32.73	29.54	30.21	26.14	-17.99
Goat Kapater	36.94	33.06	30.76	31.69	32.24	-17.70
Goat Ewe	31.68	30.25	27.03	29.87	29.69	-16.76
Goat Ram	30.91	27.37	27.89	28.14	28.47	-3.66

## INTERNATIONAL CHEVON TRADE SNAPSHOT

YTD 2023

### United States of America

Top Importing Country

**N\$128.29/kg**

Import Bruto Price  
(FOB)

**10 078.24**

Total Volume  
Imported (Tonnes)

### Australia

Top Exporting Country

**N\$90.45/kg**

Export Bruto Price  
(FOB)

**30 340.20**

Total Volume  
Exported (Tonnes)

Disclaimer: All statements regarding future events reflect the Meat Boards current views and are not a guarantee of future performance or developments.