



Meat Board
Of Namibia

MARKET WATCH

MUTTON (Sheep) & CHEVON (Goat)
December 2023

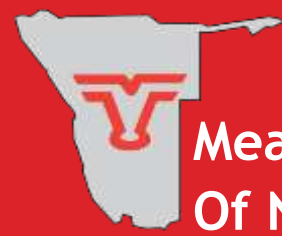
T: +264 61 275 846 • F: +264 61 228 310 • E: leigh-ann@nammic.com.na

• www.nammic.com.na

Agricultural Boards Building • 30 David Hosea Merero Rd • PO Box 38 Windhoek, Namibia



MUTTON Monthly Market Watch

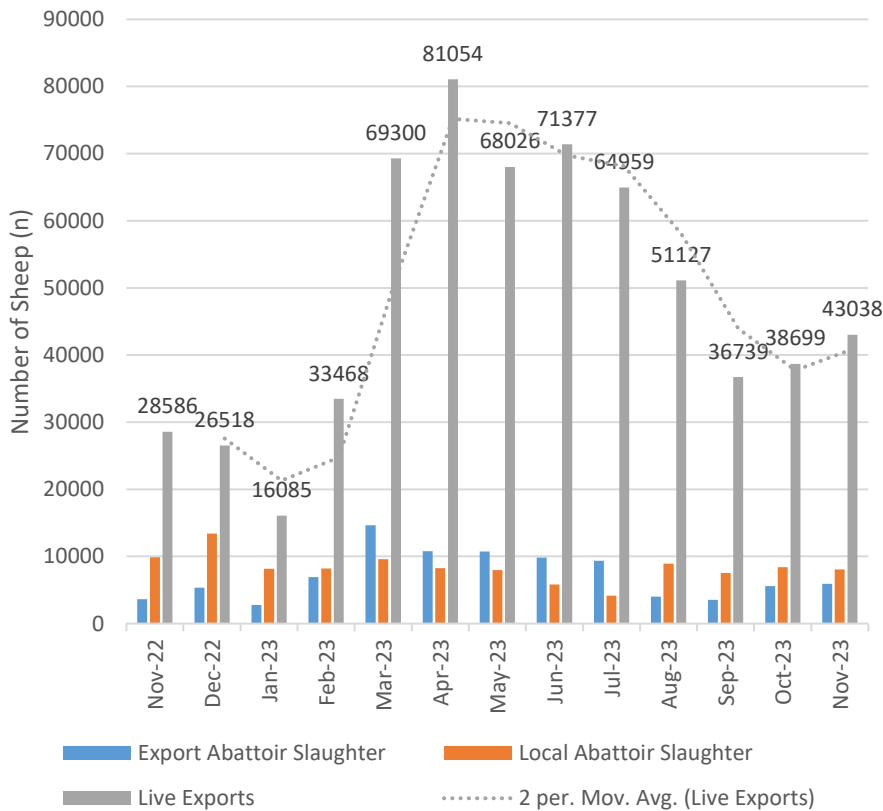


**Meat Board
Of Namibia**

November 2023 Review

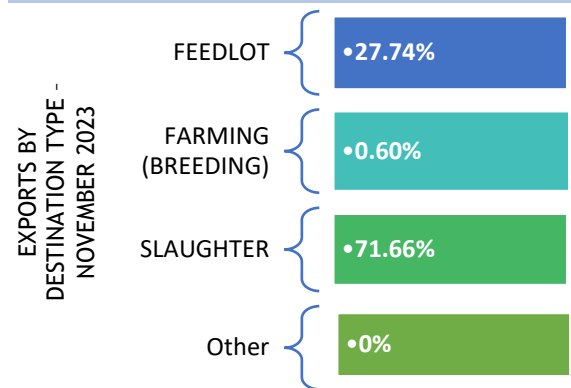
November witnessed a growth of live sheep exports by 11.21% from the 38 699 heads exported in October. This is 50.56% more than what was recorded a year ago. Slaughter at export abattoirs also experienced growth where 6.13% more sheep were slaughtered compared to the previous month, and is 62.79% more than what was slaughtered last year. A2 prices increased by 3.08% on an m-o-m basis, from the October price level of N\$74.82/kg but remain 6.93% lower than they were a year ago. C2 Prices on the other hand experienced muted monthly decline of 0.66%. Prices are however 15.23% less than they were a year ago.

Sheep Market Share (Heads)



99% of Exports went to South Africa, of which 71.66% went for slaughter purposes and 27.74 went to feedlots. The remaining 1% of live exports went to Botswana, for farming and breeding purposes.

Live sheep exports to feedlots increased by 12.32% compared to the previous month whereas export to South African abattoirs declined by 11.89%.



Producer Prices (Excl. Vat) - N\$/kg

Month	Nov-23	Jul-23	Aug-23	Sep-23	Oct-23	Δ y/y %
Namibia A2	77.13	88.81	79.76	76.67	74.82	-6.93
Upington A2	79.20	85.00	80.00	77.25	80.00	-0.25
Namibia C2	50.77	43.83	44.08	46.73	49.27	6.40
Upington C2	52.40	57.75	57.00	53.75	52.75	-15.23
All-Grade Carcass Price	53.24	52.95	52.01	54.21	54.07	15.38

Disclaimer: All statements regarding future events reflect the Meat Boards current views and are not a guarantee of future performance or developments.



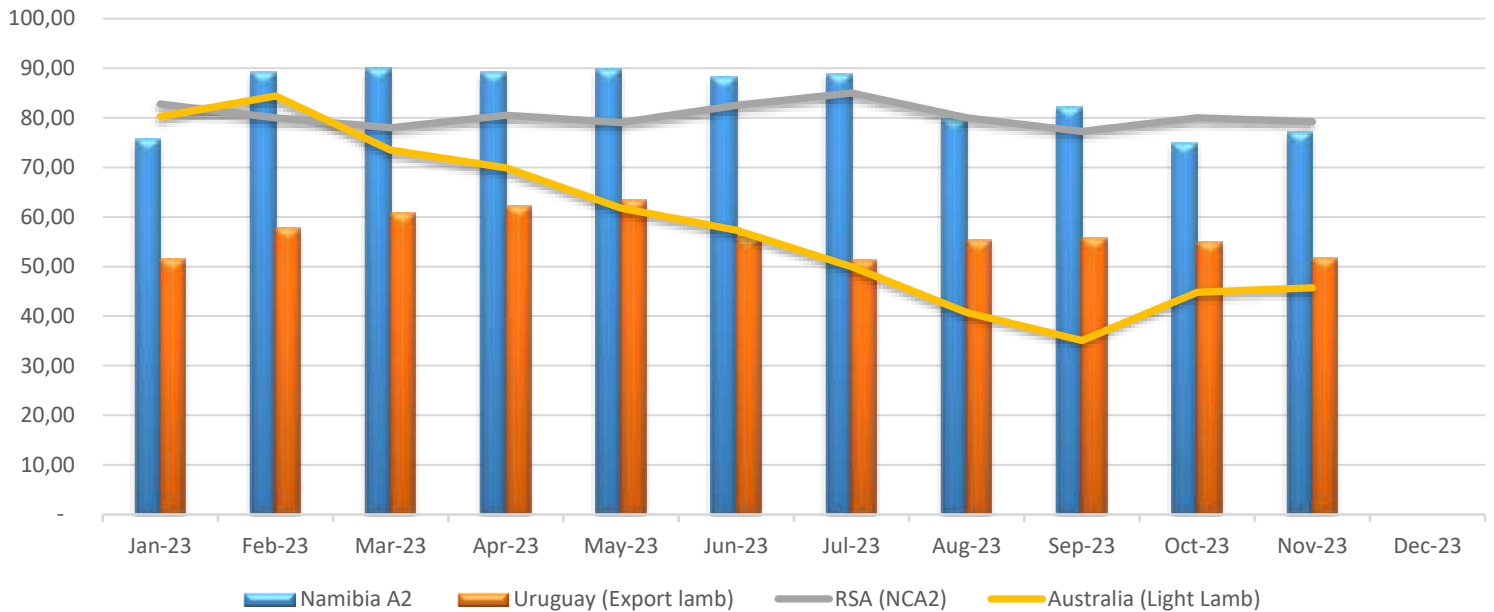
MUTTON

Monthly Market Watch



Meat Board
Of Namibia

International Sheep Price Comparison: 2023



Australian prices have been on an upward trend since September indicating a turnaround of events compared to the first 8 months of the year. Prices have increased by 2.05% from the October price level of N\$44.79/kg, and 30.30% from the September price level of N\$35.08/kg. The improvement in prices is expected to remain stable, however supply is set to increase as the spring crop enters the market. Although there has been rainfall experienced mostly in Southern Australia, the dry outlook continues to be a limiting factor contributing the heightened supply of lambs in the market.

South African A2 have trended sideways between October and November experiencing a 1% decline in observed prices. Seasonal trends indicate increases in prices over the festive period however, prices are expected to remain under pressure over the coming months.

NAMIBIA MUTTON TRADE SNAPSHOT

NOVEMBER 2023

29 570
Import Volume (kg)

3 China (60%) Australia (14%)
New Zealand (26%)
Import Countries

13 238
Export Volume (kg)

2 RSA (98%)
Botswana (2%)
Export Countries

Sheep Casings
29 315
Top Product Imported (kgs)


Sheep Carcasses
13 238
Top Product Exported (kgs)

Disclaimer: All statements regarding future events reflect the Meat Boards current views and are not a guarantee of future performance or developments.



CHEVON

Monthly Market Watch

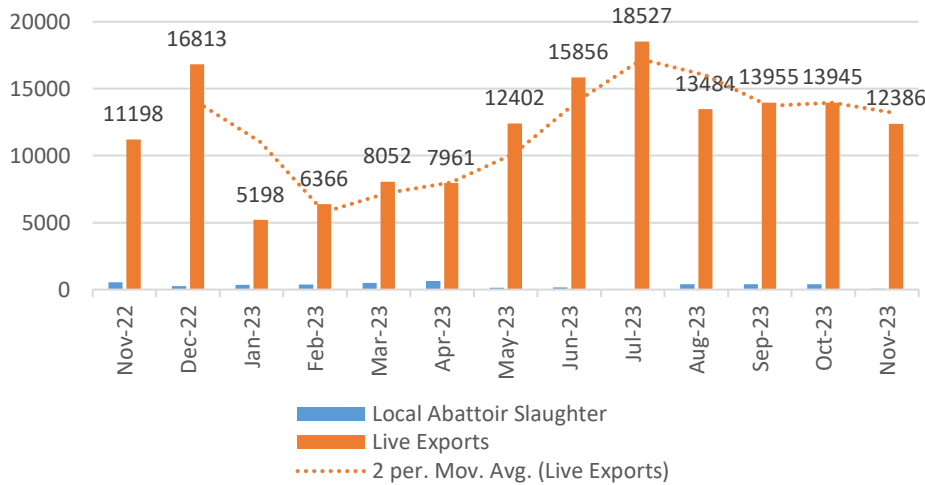


Meat Board
Of Namibia

November 2023 Review

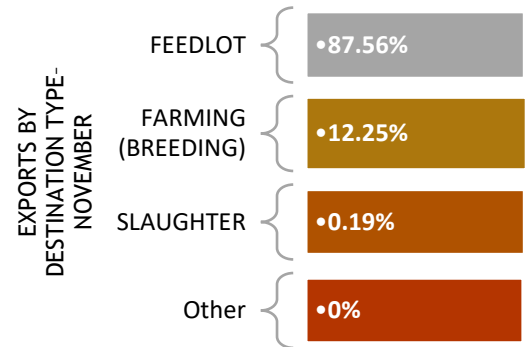
Goat Live exports experienced a monthly decline of 11.18% from the 13 945 heads exported in October. This is 10.61% lower than it was a year ago. 98% of all goats were exported to South Africa where the majority went to feedlots (87.56%). The remaining 2% of live exports were split between other SADC countries where 1% went to Zimbabwe, 0.3% went to Botswana, 0.2% to Zambia and 0.1% to Angola.

Goat Market Share (Heads)



Live Export of Goats - (n)

Nov-22	Nov-23	% Δ m/m	% Δ y/y
11 198	12 386	-11.18	10.61



Nam Auction Prices (Excl. Vat) - N\$/kg

Month	Nov-23	Jul-23	Aug-23	Sep-23	Oct-23	Δ y/y %
Goat Lamb	32,73	29.54	30.21	26.14	27.31	-17.99
Goat Kapater	33,06	30.76	31.69	32.24	32.48	-17.70
Goat Ewe	30,25	27.03	29.87	29.69	27.73	-16.76
Goat Ram	27.37	27.89	28.14	28.47	26.14	-3.66

INTERNATIONAL CHEVON TRADE SNAPSHOT

YTD 2023

United States of America

Top Importing Country

N\$128.29/kg

Import Bruto Price
(FOB)

10 078.24

Total Volume
Imported (Tonnes)

Australia

Top Exporting Country

N\$90.45/kg

Export Bruto Price
(FOB)

30 340.20

Total Volume
Exported (Tonnes)

Disclaimer: All statements regarding future events reflect the Meat Boards current views and are not a guarantee of future performance or developments.