



Meat Board
Of Namibia

MARKET WATCH

MUTTON (Sheep) & CHEVON (Goat)
November 2023

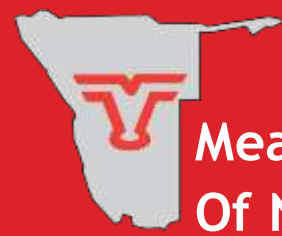
T: +264 61 275 846 • F: +264 61 228 310 • E: leigh-ann@nammic.com.na

• www.nammic.com.na

Agricultural Boards Building • 30 David Hosea Meroro Rd • PO Box 38 Windhoek, Namibia



MUTTON Monthly Market Watch

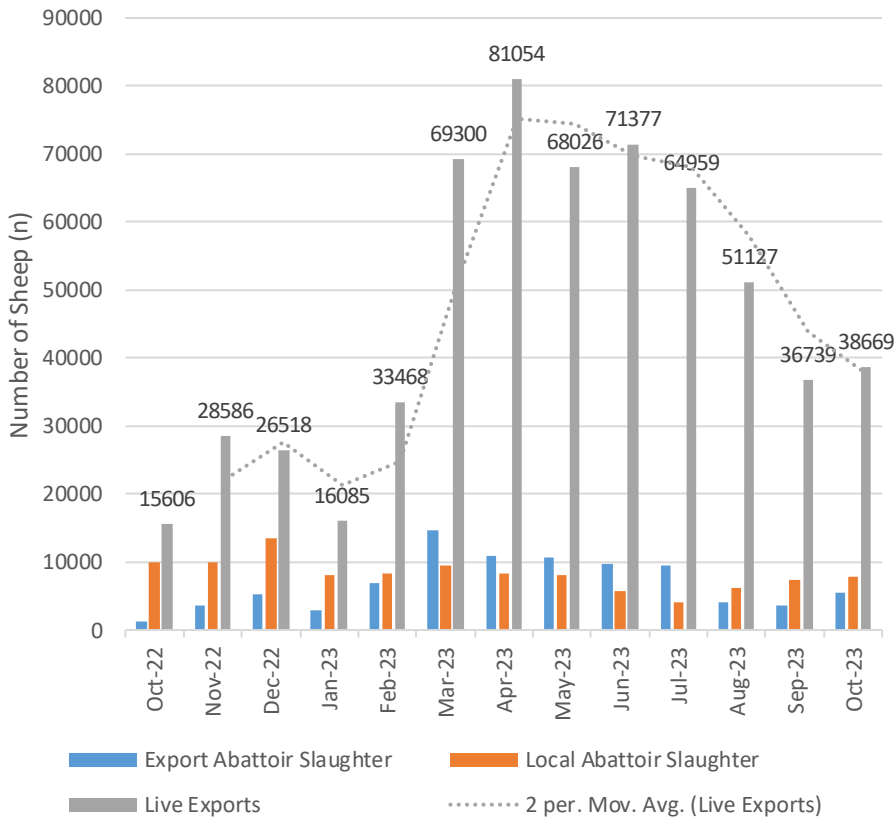


Meat Board
Of Namibia

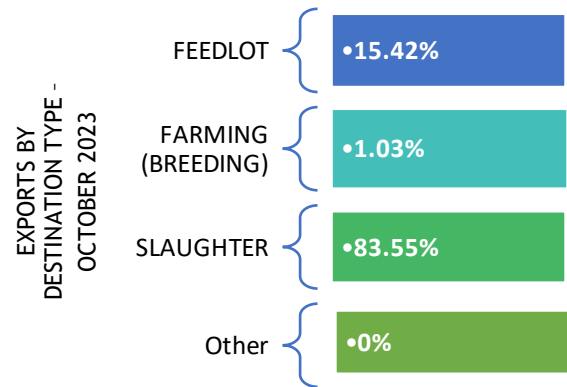
October 2023 Review

Live sheep exports witnessed a 5.25% increase on an m-o-m basis. Live exports are 147.78% more than they were a year ago. Export abattoir slaughter on the other hand saw an increase of 64.28% in the number of sheep slaughtered, mainly driven by an increase in slaughtering activity at FMM Mariental. This month's slaughter is 349.52% more than what was slaughtered during the same month a year ago. Namibian A2 prices saw a slight decline of 2.41% from N\$76.67/kg observed in September to N\$74.82/kg in October. This price is 6.16% lower than it was a year ago. Namibian C2 prices dropped by 1.86% on a m-o-m basis, but declined by 13.17% compared to a year ago.

Sheep Market Share (Heads)



100% of live sheep were exported to South Africa. Of this 83.55% went to Abattoirs, 15.42% went to feedlots and 1.03% went for farming breeding purposes. Live sheep exported to feedlots declined by 1.48% whereas live exports to abattoirs increased by 14.54% on an m-o-m basis. Exports for farming (breeding) purposes on the other hand declined by 15.87%.



Producer Prices (Excl. Vat) - N\$/kg

Month	Oct-23	Jun-23	Jul-23	Aug-23	Sep-23	Δ y/y %
Namibia A2	74.82	88.18	88.81	79.76	76.67	-6.16
Upington A2	80.00	82.50	85.00	80.00	77.25	-0.93
Namibia C2	49.27	41.82	43.83	44.08	46.73	-0.52
Upington C2	52.75	53.25	57.75	57.00	53.75	-13.17
All-Grade Carcass Price	54.07	53.77	52.95	52.01	54.21	-13.21

Disclaimer: All statements regarding future events reflect the Meat Boards current views and are not a guarantee of future performance or developments.



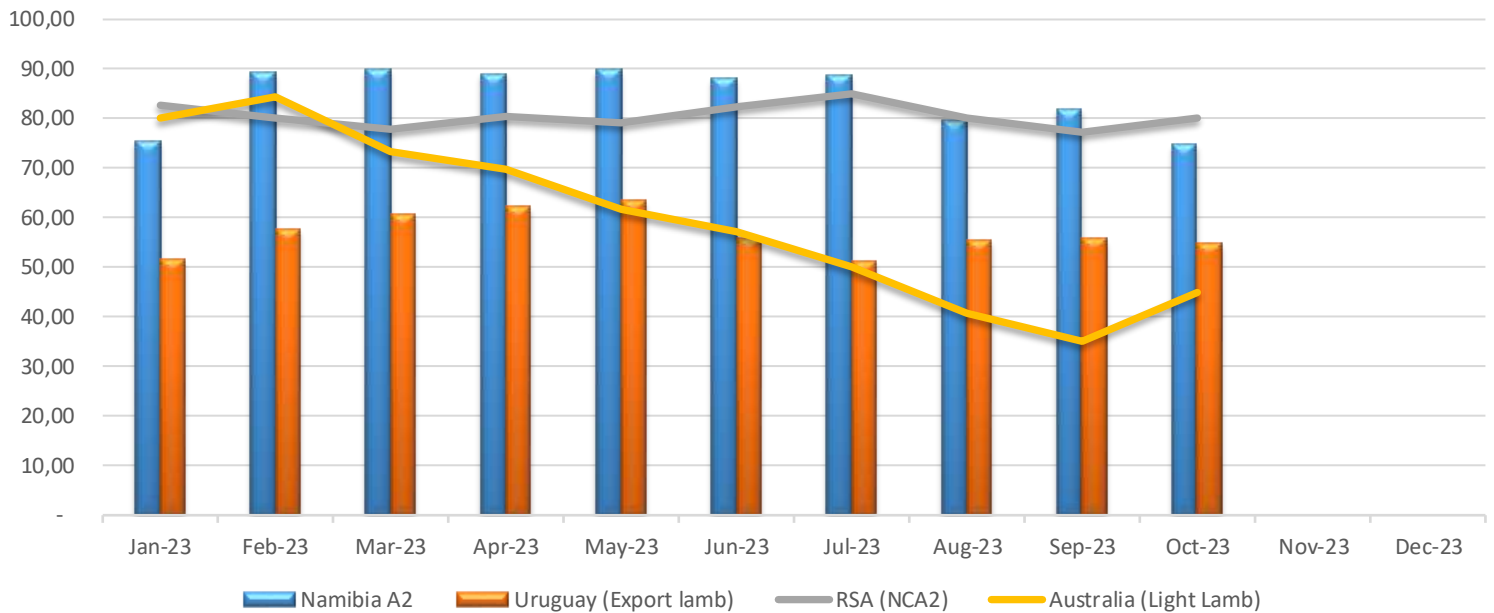
MUTTON

Monthly Market Watch



Meat Board
Of Namibia

International Sheep Price Comparison: 2023



Australian prices have improved, growing by 27.68% from September's price level of N\$35.08/kg to N\$44.79/kg in October. This improvement is mostly attributed to the uptick in demand due to a decline in retail prices. The supply of lambs in Australia remain high and trend well above 2022 levels, contributing to high slaughter records. Prices are not expected to increase significantly before the end of the year but are expected to remain stable over the next few months.

South African A2 slaughter prices in the Northern Cape improved by 3.56% on a month-to-month basis. RSA producer prices are heavily influenced by competitive Australian lamb exports, which are targeting their main export market, the Middle East. Slight increases are expected over the Christmas period however, post-festive season declines can be expected due to subdued demand.

NAMIBIA MUTTON TRADE SNAPSHOT

OCTOBER 2023

29 570
Import Volume (kg)

3 China (81%) AUS (17%)
RSA (2%)
Import Countries

39 683
Export Volume (kg)

2 RSA (92%)
Botswana (8%)
Export Countries

**Fresh/Chilled Sheep
Casings
22 910**
Top Product Imported (kgs)


**Sheep Carcasses
39 683**
Top Product Exported (kgs)

Disclaimer: All statements regarding future events reflect the Meat Boards current views and are not a guarantee of future performance or developments.



CHEVON

Monthly Market Watch

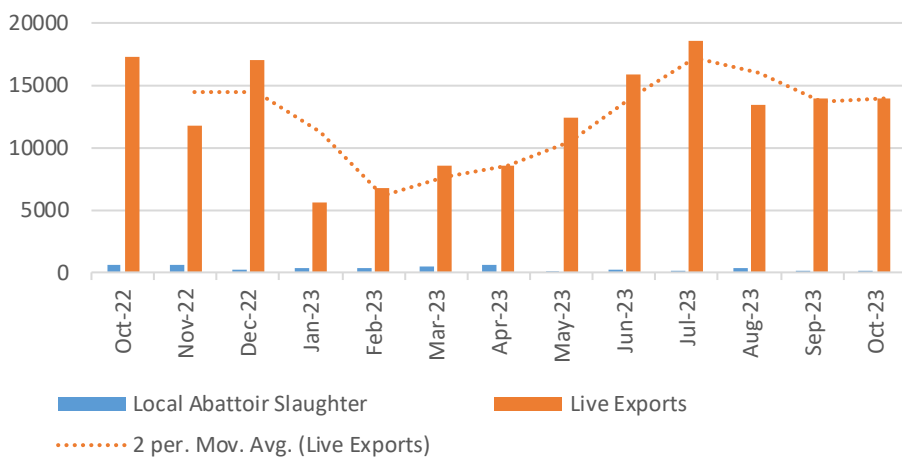


Meat Board
Of Namibia

October 2023 Review

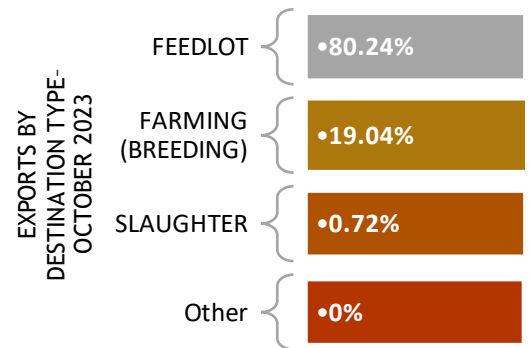
Goat live exports trended sideways recording a muted decline of 0.25%. The 13 920 heads exported during October is 19.52% less than it was a year ago during the same month. 100% of live goats were exported to South Africa, where 80.24% went to feedlots and 19.04% went for farming (breeding) purposes. Auction prices are all recorded lower than they were a year ago, of which goat lamb prices dropped by 30.87% compared to the same period last year.

Goat Market Share (Heads)



Live Export of Goats - (n)

Oct-22	Oct-23	% Δ m/m	% Δ y/y
17 297	13 920	-0.25	-19.52



Nam Auction Prices (Excl. Vat) - N\$/kg

Month	Oct-23	Jun-23	Jul-23	Aug-23	Sep-23	Δ y/y %
Goat Lamb	27.31	35.14	29.54	30.21	26.14	-30.87
Goat Kapater	32.48	37.29	30.76	31.69	32.24	-15.35
Goat Ewe	27.73	28.91	27.03	29.87	29.69	-18.18
Goat Ram	26.14	31.27	27.89	28.14	28.47	-11.84

INTERNATIONAL CHEVON TRADE SNAPSHOT

YTD 2023

United States of America

Top Importing Country

N\$130.48/kg

Import Bruto Price
(FOB)

5 455.67

Total Volume
Imported (Tonnes)

Australia

Top Exporting Country

N\$92.40/kg

Export Bruto Price
(FOB)

23 645.49

Total Volume
Exported (Tonnes)

Disclaimer: All statements regarding future events reflect the Meat Boards current views and are not a guarantee of future performance or developments.