



Meat Board
Of Namibia

MARKET WATCH

MUTTON (Sheep) & CHEVON (Goat)
October 2023

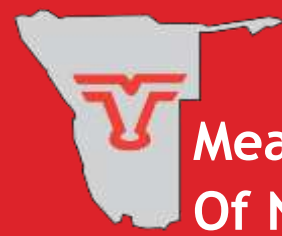
T: +264 61 275 846 • F: +264 61 228 310 • E: leigh-ann@nammic.com.na

• www.nammic.com.na

Agricultural Boards Building • 30 David Hosea Merero Rd • PO Box 38 Windhoek, Namibia



MUTTON Monthly Market Watch



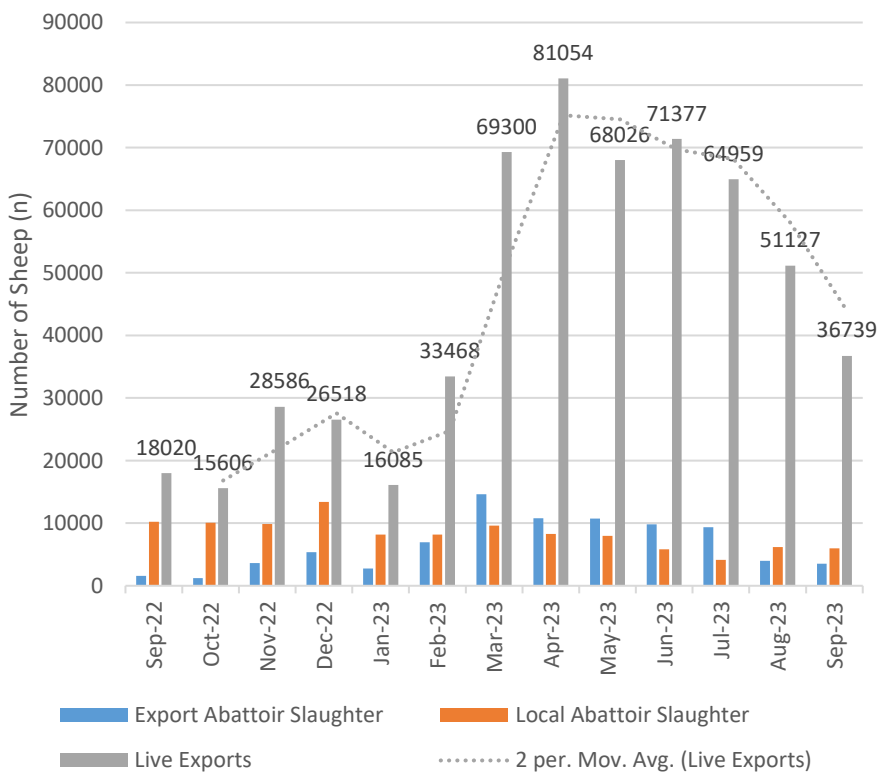
**Meat Board
Of Namibia**

September 2023 Review

NOTE: Comparisons to the previous drought year are made in this edition.

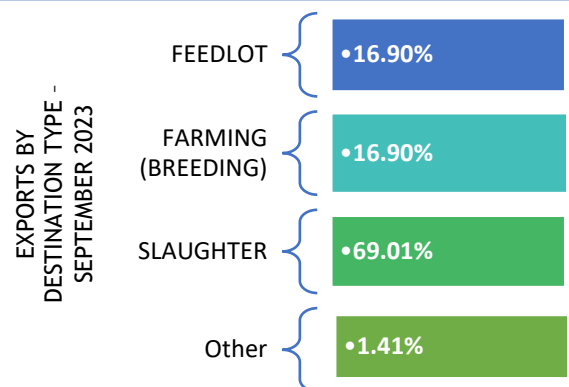
Live sheep exports declined by 28.17% on a month to month basis. This is 103.88% more than what was exported during the same period last year, and 58% more than was exported during the 2019 drought period. Sheep marketed YTD for 2023 is 9.43% higher than the 5-year average, showing the impact of drought-driven marketing similarly, slaughter at export abattoirs has also declined by 11.35% on a month by month basis, but is significantly slaughtered 123.30% more than what was slaughtered during the same period last year mainly due to the reopening of Farmers Meat Market.

Sheep Marketing Trends (Heads)



99.46% of live sheep were exported to South Africa during September, and the remainder were split between Botswana (0.51%) and Zimbabwe (0.03%).

Sheep exported to Abattoirs in South Africa reduced on a month-to-month basis by 22% with increases being recorded in exports to Feedlots (10%) and for farming (breeding) purposes (16%).



Producer Prices (Excl. Vat) - N\$/kg

| Month | Sep-23 | May-23 | Jun-23 | Jul-23 | Aug-23 | Δ y/y % |
|-------------------------|--------|--------|--------|--------|--------|---------|
| Namibia A2 | 76.67 | 89.82 | 88.18 | 88.81 | 79.76 | -4.08 |
| Upington A2 | 82.00 | 79.00 | 82.50 | 85.00 | 80.00 | -3.53 |
| Namibia C2 | 46.73 | 43.73 | 41.82 | 43.83 | 44.08 | -22.86 |
| Upington C2 | 59.00 | 50.50 | 53.25 | 57.75 | 57.00 | -5.6 |
| All-Grade Carcass Price | 54.21 | 51.53 | 53.77 | 52.95 | 52.01 | -12.99 |

Disclaimer: All statements regarding future events reflect the Meat Boards current views and are not a guarantee of future performance or developments.



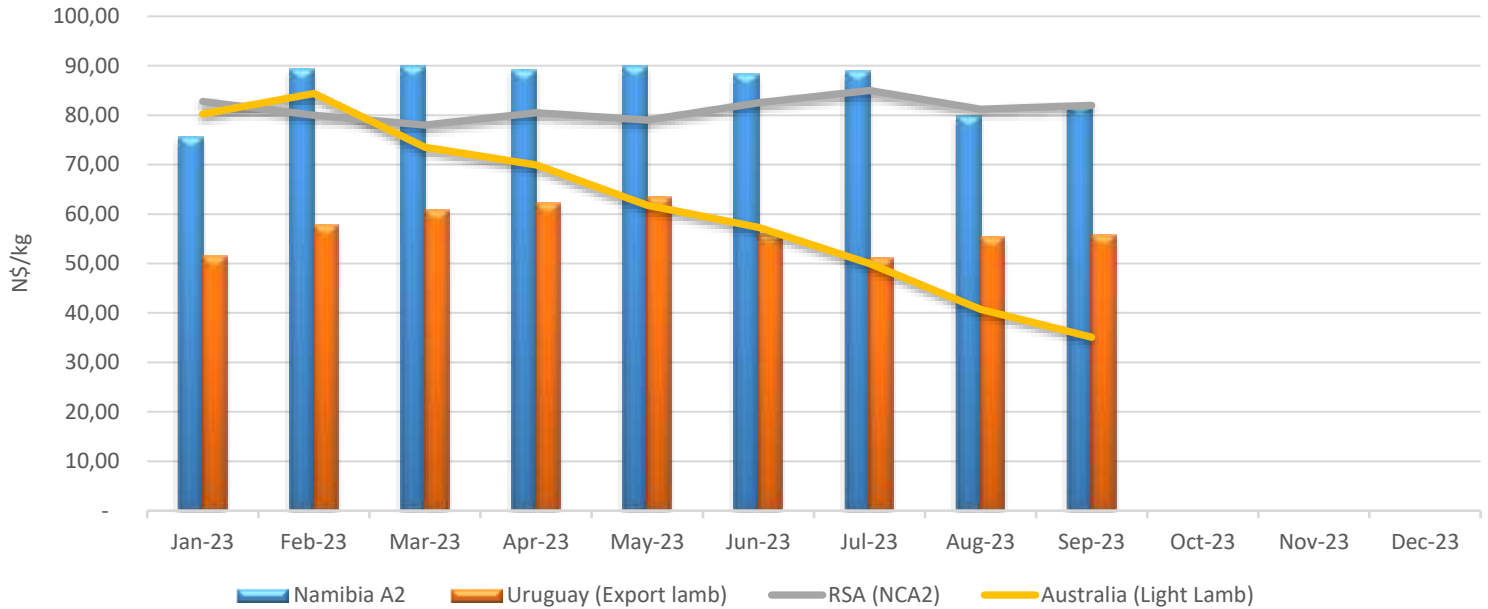
MUTTON

Monthly Market Watch



Meat Board
Of Namibia

International Sheep Price Comparison: 2023



Australian sheep prices continue to trend towards the ebb, experiencing a steep decline from the high February price of N\$84.40/kg to low September price of N\$35.09/kg. This decline is influenced by the surge in supply of lambs and is expected to continue for the next few months. The expected dry seasonal conditions will also play a crucial role in the coming months, and may limit any potential increases in prices.

South African A2 producer prices experienced a slight increase by N\$0.80/kg to N\$82.00/kg during the month of September. It is expected that the festive season demands may slightly increase prices over the coming months however, the influence may be conservative due to increases in interest's rates and petrol prices.

NAMIBIA MUTTON TRADE SNAPSHOT

SEPTEMBER 2023

16 379
Import Volume (kg)

2 China (99%) RSA (1%)
Import Countries

29 837
Export Volume (kg)

2 RSA (78%) Botswana (22%)
Export Countries

Sheep Casings
16 139
Top Product Imported (kgs)

Sheep Carcasses
29 837
Top Product Exported (kgs)

Disclaimer: All statements regarding future events reflect the Meat Boards current views and are not a guarantee of future performance or developments.



CHEVON

Monthly Market Watch

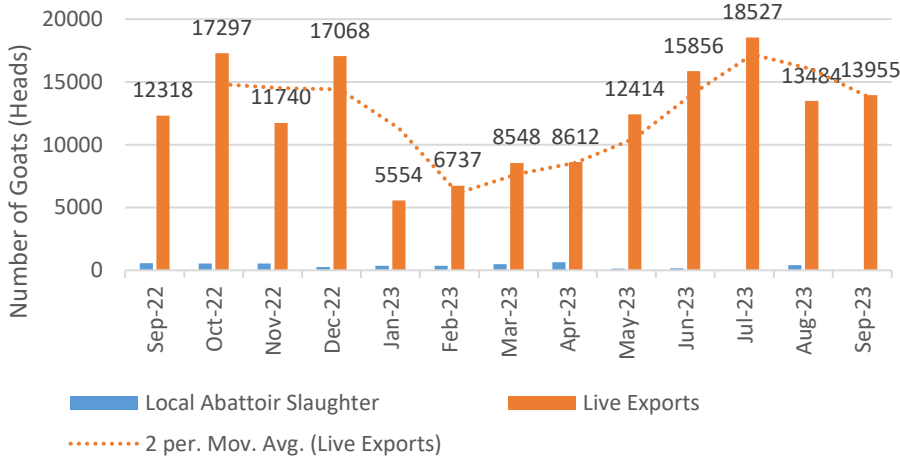


**Meat Board
Of Namibia**

September 2023 Review

Goat live exports increased by a modest 3.49% on a month-to-month basis from the 13 484 heads exported in August to 13 955 heads exported in September. 2023 exports are 13.29% higher than they were a year ago during the same period. 97.87% of goats were exported mainly to feedlots in South Africa and the remaining were exported to Botswana (0.68%) and Zimbabwe (1.34%).

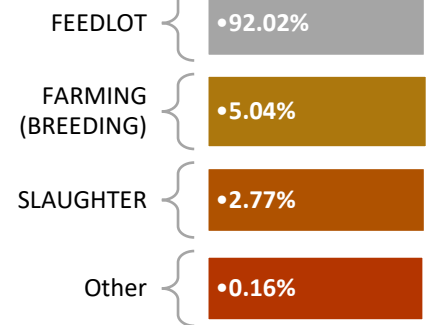
Goat Market Share (Heads)



Live Export of Goats - (n)

| Sep-22 | Sep-23 | % Δ m/m | % Δ y/y |
|--------|--------|---------|---------|
| 12 318 | 13 955 | 3.49 | 13.29 |

EXPORTS BY
DESTINATION TYPE-
SEPTEMBER 2023



Nam Auction Prices (Excl. Vat) - N\$/kg

| Month | Sep-23 | May-23 | Jun-23 | Jul-23 | Aug-23 | Δ y/y % |
|--------------|--------|--------|--------|--------|--------|---------|
| Goat Lamb | 26.14 | 30.92 | 35.14 | 29.54 | 30.21 | -40.23 |
| Goat Kapater | 32.24 | 30.49 | 37.29 | 30.76 | 31.69 | -21.96 |
| Goat Ewe | 29.69 | 28.92 | 28.91 | 27.03 | 29.87 | -15.10 |
| Goat Ram | 28.47 | 28.02 | 31.27 | 27.89 | 28.14 | -9.18 |

INTERNATIONAL CHEVON TRADE SNAPSHOT

YTD 2023

United States of America

Top Importing Country

N\$125.13/kg

Import Bruto Price
(FOB)

5 455.67

Total Volume
Imported (Tonnes)

Australia

Top Exporting Country

N\$89.99/kg

Export Bruto Price
(FOB)

20 518.95

Total Volume
Exported (Tonnes)

Disclaimer: All statements regarding future events reflect the Meat Boards current views and are not a guarantee of future performance or developments.