



Livestock and
Livestock Products
Board of Namibia

MARKET WATCH

MUTTON (Sheep) & CHEVON (Goat)
December 2024

T: +264 61 275 846 • F: +264 61 228 310 • E: Statistician@nammic.com.na

• www.nammic.com.na

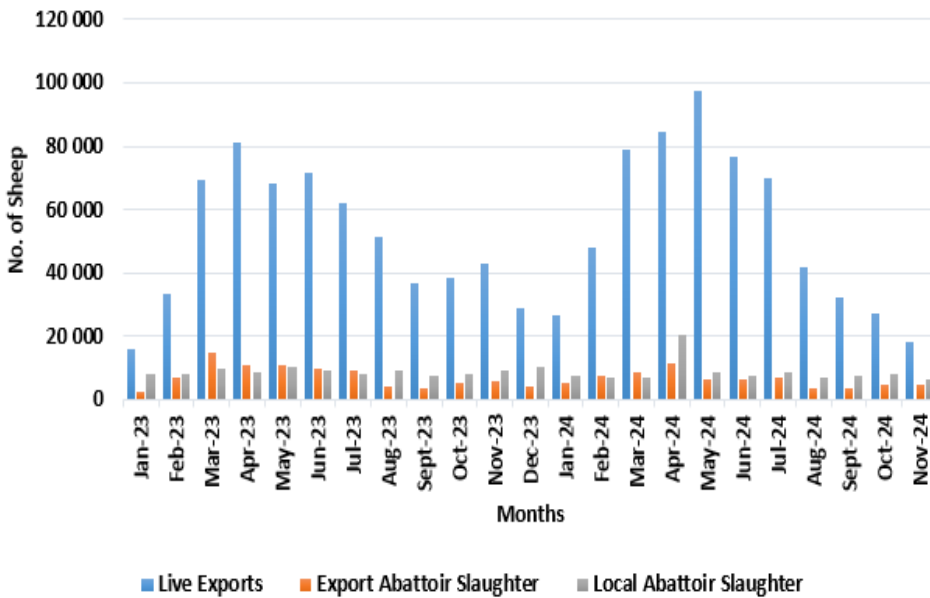
Agricultural Boards Building • 30 David Hosea Merero Rd • P O Box 38
Windhoek, Namibia

Mutton Monthly Market Watch

November 2024 Review

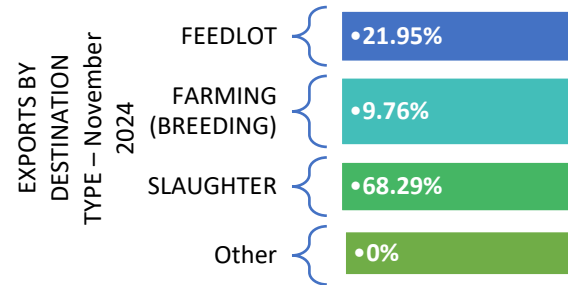
Total marketing of sheep decreased by 49.48%, from the 58 536 sheep marketed in November 2023 to 29 575 sheep marketed during November 2024. Live exports decreased by 57.80%, year-on-year basis. Furthermore, export abattoir performance decreased by 17.92% on a year-on-year basis, while B&C class abattoir slaughtering also decreased by 27.33%, from 9 021 sheep slaughtered during November 2023 to 6 556 sheep slaughtered in November 2024.

Sheep Marketing (Heads)



Sheep marketing continues to be dominated by live exports. The majority of live sheep exports (90.24%), were destined to South Africa followed by Botswana (7.32%), and Zimbabwe (2.44%).

More than two-thirds of live sheep exports during November 2024 were destined to South African slaughter facilities.



Producer Prices (Excl. VAT) - N\$/kg

Forecast

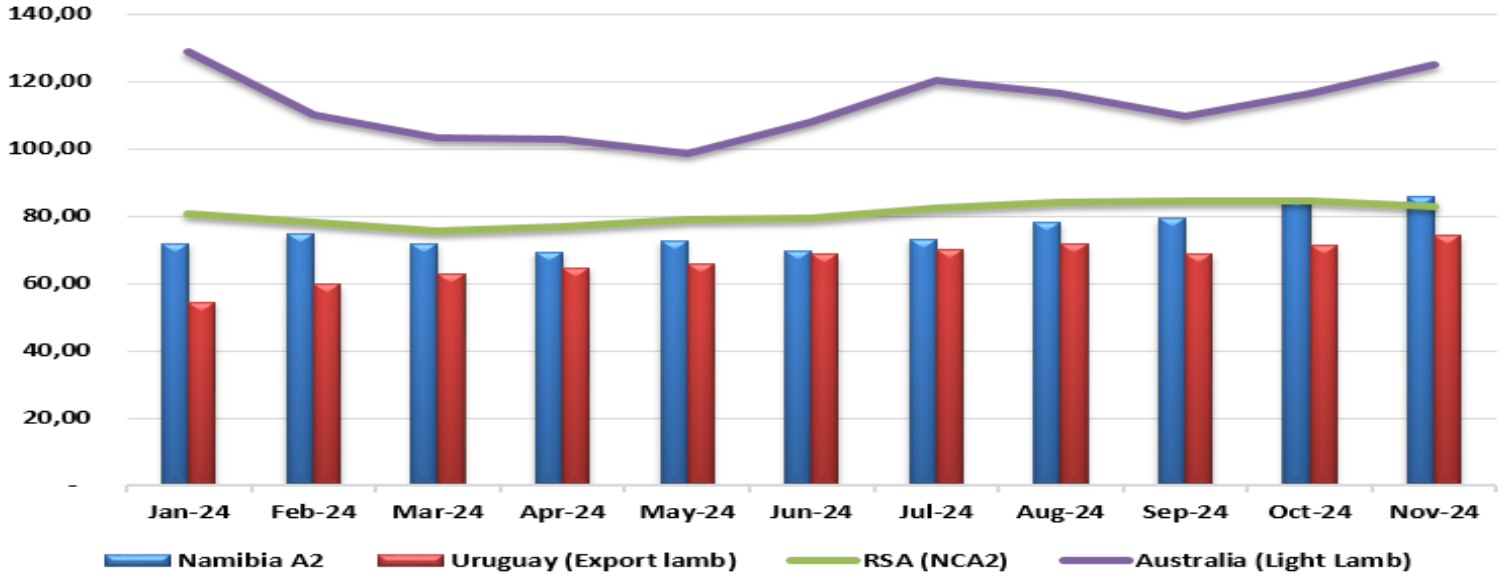
Month	Nov-23	Aug-24	Sep-24	Oct-24	Nov-24	Δy/y %	Dec-24
Namibia A2	77.13	78.19	79.28	85.56	85.71	11.13	85.24
Upington A2	79.20	84.00	84.67	84.50	83.00	4.80	82.95
Namibia C2	50.70	57.87	63.09	63.87	63.03	24.32	63.63
Upington C2	52.40	59.50	60.00	59.50	58.50	11.64	58.59
All-grade carcass price	53.24	53.35	56.41	60.08	59.36	11.49	59.34

Disclaimer: All statements regarding future events reflect the Livestock and Livestock Products Board's views, and are not a guarantee of future performance or developments.

Mutton Monthly Market Watch



International Sheep Price Comparison: 2024



Australian light lamb prices increased by 7.50% from N\$116.44/kg in October to N\$125.16/kg in November 2024. This increase in the light lamb prices was due to reduced supply, increase in domestic demand, and influence of global market trends.

RSA (NC A2) prices displayed decreased by 1.78% in November 2024, on a month-to-month basis. Uruguay has increased by 4.16% in export lamb prices during the period under review. Namibian A2 sheep carcass prices increased by 11.13% on a year-on-year basis, and increased by 0.18% on a month-to-month basis during the period under review.

NAMIBIA MUTTON TRADE SNAPSHOT

November 2024

60 729

Import Volume (kg)

3 China (50%)
Australia (36%)
New Zealand (9%)

Import Countries

41 482

Export Volume (kg)

2 RSA (50%)
Botswana (50%)

Export Country

Sheep Offal

42 339

Top Product Imported (kgs)

Lamb cuts

19 825

Top Product Exported (kgs)

Disclaimer: All statements regarding future events reflect the Livestock and Livestock Products Board's views, and are not a guarantee of future performance or developments.

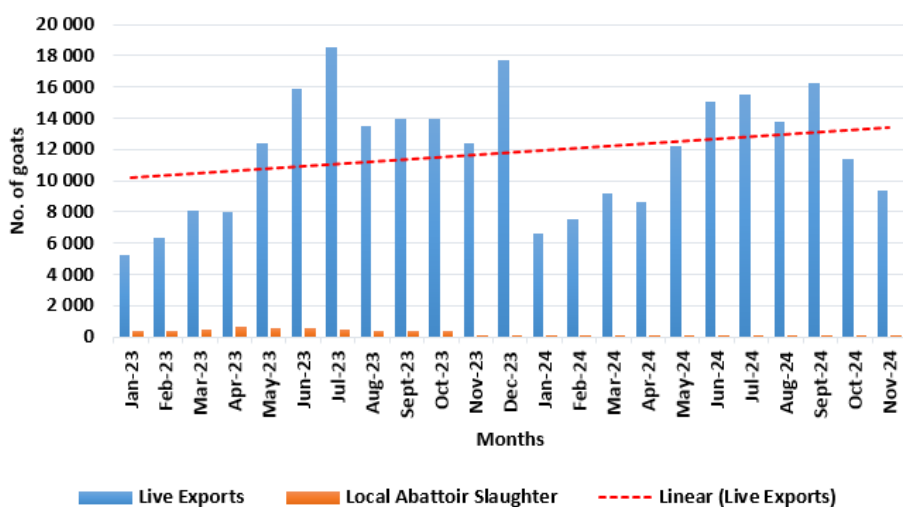
Chevon Monthly Market Watch



November 2024 Review

Total marketing of goats decreased by 27.29%, from the 12 945 goats marketed in November 2023 to 9 412 marketed during November 2024. During the period under review, 9 373 goats were exported live, compared to 12 386 exported in November 2023. Representing a decrease of 24.33% on a year-on-year basis, and a decrease of 17.75% on a monthly basis. During the period under review, exports to South Africa made up 98.32% of total live goat exports, followed by Zimbabwe (0.85%), and Botswana (0.82%).

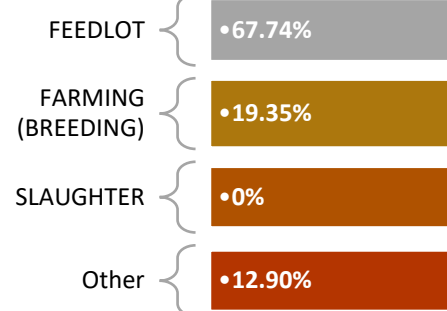
Goat Marketing (Heads)



Live Export of Goats – (n)

Nov-23	Nov-24	%Δ m/m	%Δ y/y
12 386	9 373	-17.75	-24.33

EXPORTS BY DESTINATION TYPE - November-2024



Nam Auction Prices (Excl. Vat) - N\$/kg

Month	Nov-23	Aug-24	Sep-24	Oct-24	Nov-24	Δ y/y %
Goat Lamb	32.73	34.89	34.78	35.67	34.26	4.67
Goat Kapater	33.06	40.17	43.39	42.91	39.19	18.54
Goat Ewe	30.25	31.37	33.67	33.86	31.72	4.86
Goat Ram	27.34	31.71	36.21	36.72	33.12	21.14

INTERNATIONAL CHEVON TRADE SNAPSHOT

November 2024

South Africa (98.32%)

Top Export Destination

39

Goats slaughtered
(Local abattoirs)
provisional

9 373

Goats exported
(Live)

Disclaimer: All statements regarding future events reflect the Livestock and Livestock Products Board's views, and are not a guarantee of future performance or developments.